

## RICK Antibody

Catalog No: #24051

Orders: [order@signalwayantibody.com](mailto:order@signalwayantibody.com)Support: [tech@signalwayantibody.com](mailto:tech@signalwayantibody.com)

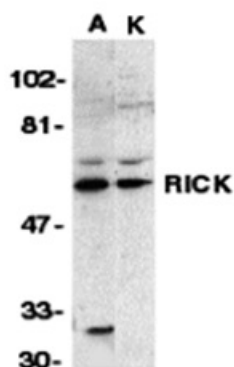
## Description

Product Name	RICK Antibody
Host Species	Rabbit
Clonality	Polyclonal
Purification	Affinity chromatography purified via peptide column
Applications	ELISA WB ICC
Species Reactivity	Hu Ms Rt
Immunogen Type	Peptide
Immunogen Description	Raised against a peptide corresponding to amino acids near the amino terminus of human RICK.
Target Name	RICK
Other Names	RIP2
Accession No.	O43353
Uniprot	O43353
GeneID	8767;
Concentration	1mg/ml
Formulation	Supplied in PBS containing 0.02% sodium azide.
Storage	Can be stored at -20°C, stable for one year. As with all antibodies care should be taken to avoid repeated freeze thaw cycles. Antibodies should not be exposed to prolonged high temperatures.

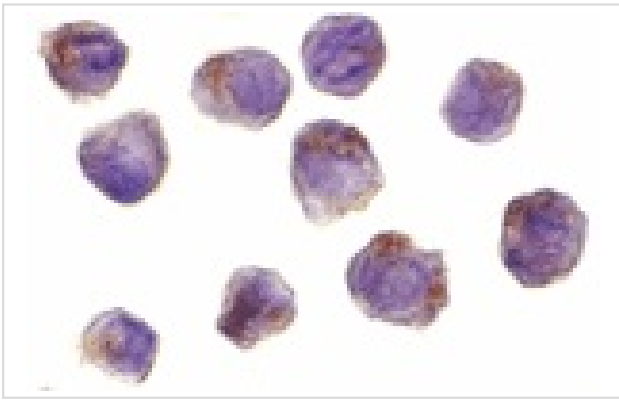
## Application Details

Predicted MW: 60 kd

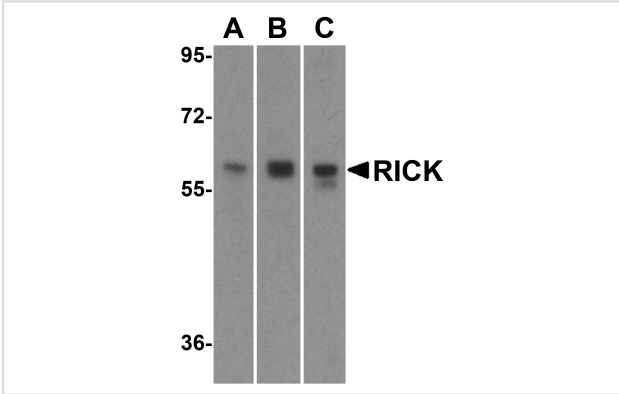
## Images



Western blot analysis of RICK in A431 (A) and K562 (K) whole cell lysate with RICK antibody at 1:1000 dilution.



Immunocytochemistry of RICK in A431 cells with RICK antibody at 10 ug/mL.



Western blot analysis of RICK in (A) HeLa, (B) Ramos and (C) EL4 cell lysate with RICK antibody at 1 µg/mL.

## Background

Apoptosis is mediated by death domain (DD) and/or caspase recruitment domain (CARD) containing molecules and a caspase family of proteases. DD-containing serine/threonine kinase RIP regulates Fas-induced apoptosis. A novel CARD-containing serine/threonine kinase was recently identified and designated RICK/RIP2/CARDIAK for RIP-like interacting CLARP kinase, receptor interacting protein-2, and CARD-containing ICE associated kinase, respectively. RICK contains an N-terminal kinase catalytic domain and a C-terminal CARD domain. Overexpression of RICK induced apoptosis and activation of NF- $\kappa$ B and JNK. RICK interacts with members of the TRAF family, CLARP and caspase-1. Thus, RICK represents a novel kinase that regulates TNF and Fas induced-apoptosis and that is involved in the generation of proinflammatory cytokine IL-1 $\beta$ . The messenger RNA of RICK is expressed in multiple human tissues.

Note: This product is for in vitro research use only