

PEX14 Rabbit Polyclonal Antibody

Catalog No: #55185

Package Size: #55185-1 50ul #55185-2 100ul

Orders: order@signalwayantibody.comSupport: tech@signalwayantibody.com

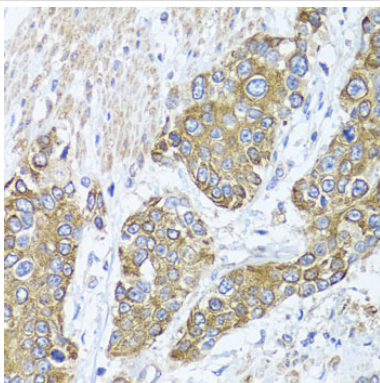
Description

Product Name	PEX14 Rabbit Polyclonal Antibody
Host Species	Rabbit
Clonality	Polyclonal
Isotype	IgG
Purification	Affinity purification
Applications	WB,IHC
Species Reactivity	Human,Mouse
Immunogen Description	Recombinant fusion protein of human PEX14 (NP_004556.1).
Other Names	PEX14;NAPP2;PBD13A;Pex14p;dJ734G22.2
Accession No.	Uniprot:O75381GenelD:5195
Uniprot	O75381
GenelD	5195
Calculated MW	36kDa/41kDa
SDS-PAGE MW	41kDa
Formulation	PBS with 0.02% sodium azide,50% glycerol,pH7.3.
Storage	Store at -20°C. Avoid freeze / thaw cycles.

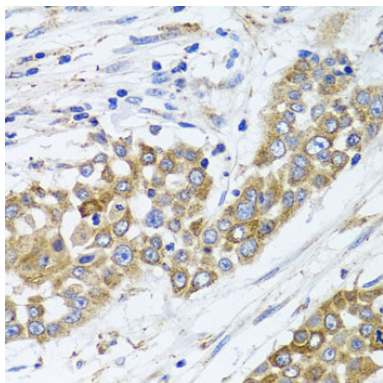
Application Details

WB□1:500 - 1:2000IHC□1:50 - 1:200


Images



Immunohistochemistry of paraffin-embedded human prostate cancer using PEX14 antibody.



Immunohistochemistry of paraffin-embedded human colon carcinoma using PEX14 antibody.



Western blot analysis of extracts of mouse liver, using PEX14 antibody.

Background

This gene encodes an essential component of the peroxisomal import machinery. The protein is integrated into peroxisome membranes with its C-terminus exposed to the cytosol, and interacts with the cytosolic receptor for proteins containing a PTS1 peroxisomal targeting signal. The protein also functions as a transcriptional corepressor and interacts with a histone deacetylase. A mutation in this gene results in one form of Zellweger syndrome.

Note: This product is for in vitro research use only