

PCSK9 Rabbit Polyclonal Antibody

Catalog No: #55348



Package Size: #55348-1 50ul #55348-2 100ul

Orders: [order@signalwayantibody.com](mailto:order@signalwayantibody.com)  
Support: [tech@signalwayantibody.com](mailto:tech@signalwayantibody.com)

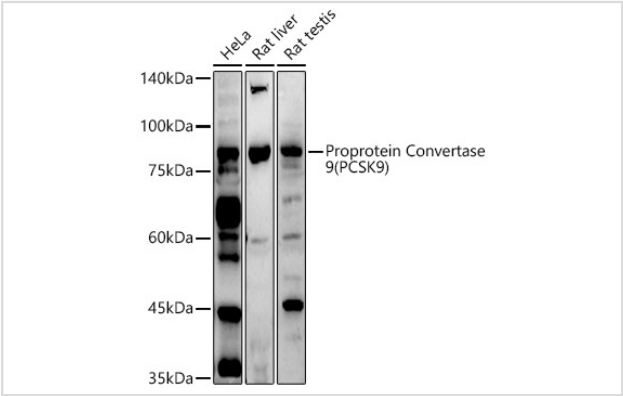
Description

Product Name	PCSK9 Rabbit Polyclonal Antibody
Host Species	Rabbit
Clonality	Polyclonal
Isotype	IgG
Purification	Affinity purification
Applications	WB,IF
Species Reactivity	Human,Mouse,Rat
Immunogen Description	A synthetic peptide of human Proprotein Convertase 9(PCSK9) (NP_777596.2).
Other Names	PCSK9;FH3;HCHOLA3;LDLCQ1;NARC-1;NARC1;PC9
Accession No.	Uniprot:Q8NBP7GeneID:255738
Uniprot	Q8NBP7
GeneID	255738
Calculated MW	20kDa/74kDa
SDS-PAGE MW	80KDa
Formulation	PBS with 0.02% sodium azide,50% glycerol,pH7.3.
Storage	Store at -20°C. Avoid freeze / thaw cycles.

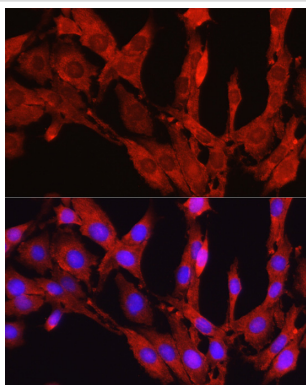
Application Details

WB 1:500 - 1:2000IF 1:50 - 1:200

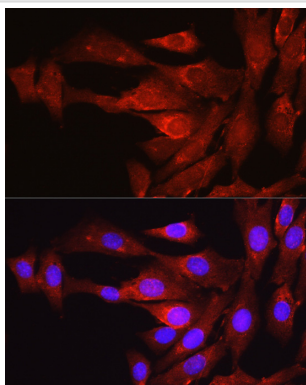
Images



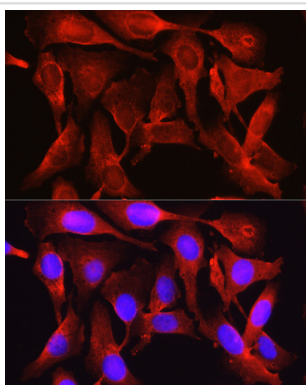
Western blot analysis of extracts of various cell lines, using Proprotein Convertase 9(PCSK9) antibody.



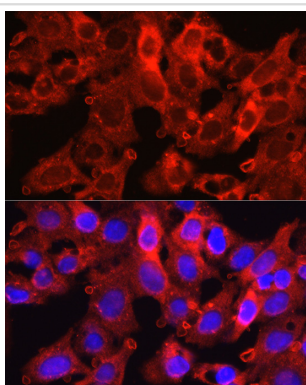
Immunofluorescence analysis of PC-12 cells using Proprotein Convertase 9(PCSK9) Rabbit pAb.



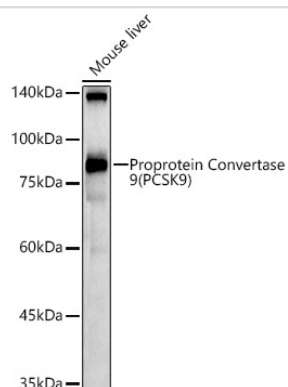
Immunofluorescence analysis of NIH/3T3 cells using Proprotein Convertase 9(PCSK9) Rabbit pAb.



Immunofluorescence analysis of U2OS cells using Proprotein Convertase 9(PCSK9) Rabbit pAb.



Immunofluorescence analysis of HepG2 cells using Proprotein Convertase 9(PCSK9) Rabbit pAb.



Western blot analysis of extracts of Mouse liver, using Proprotein Convertase 9(PCSK9) antibody.

## Background

This gene encodes a member of the subtilisin-like proprotein convertase family, which includes proteases that process protein and peptide precursors trafficking through regulated or constitutive branches of the secretory pathway. The encoded protein undergoes an autocatalytic processing event with its prosegment in the ER and is constitutively secreted as an inactive protease into the extracellular matrix and trans-Golgi network. It is expressed in liver, intestine and kidney tissues and escorts specific receptors for lysosomal degradation. It plays a role in cholesterol and fatty acid metabolism. Mutations in this gene have been associated with autosomal dominant familial hypercholesterolemia. Alternative splicing results in multiple transcript variants.

Note: This product is for in vitro research use only