

T-cadherin Antibody

Catalog No: #24338

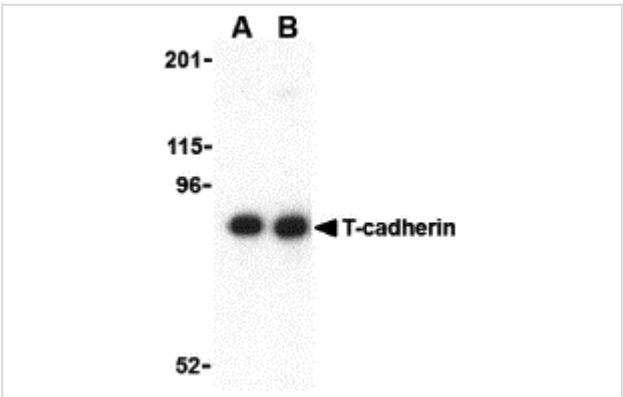


Orders: order@signalwayantibody.com
Support: tech@signalwayantibody.com

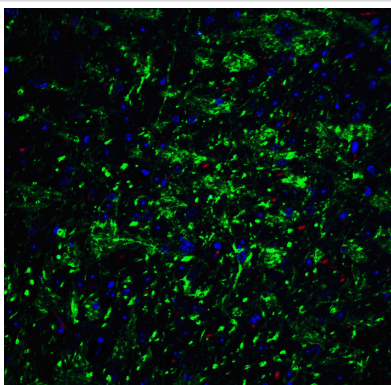
Description

Product Name	T-cadherin Antibody
Host Species	Rabbit
Clonality	Polyclonal
Purification	Affinity chromatography purified via peptide column
Applications	ELISA,WB,IHC-P,IF
Species Reactivity	Hu Ms
Immunogen Type	Peptide
Immunogen Description	Raised against a 15 amino acid peptide from near the amino terminus of human T-cadherin.
Target Name	T-cadherin
Other Names	Cadherin-13 precursor, T-cad, Heart-cadherin
Accession No.	Swiss-Prot:O75355Gene ID:956
Uniprot	Accession No. Swiss-Prot:P55290 Gene ID:1012 Uniprot:P55290
GeneID	956;
Calculated MW	Predicted: 78, 84 kDa Observed: 85 kDa
Concentration	1mg/ml
Formulation	Supplied in PBS containing 0.02% sodium azide.
Storage	Stored at 4°C for three months and -20°C, stable for up to one year. As with all antibodies care should be taken to avoid repeated freeze thaw cycles. Antibodies should not be exposed to prolonged high temperatures.

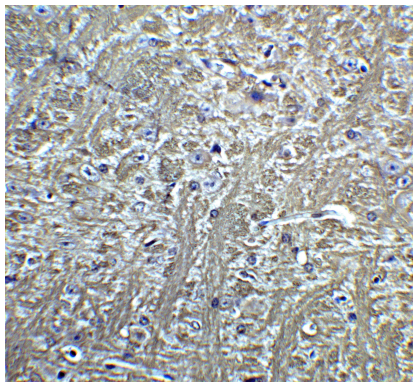
Images




Western blot analysis of T-cadherin in 3T3 lysate with T-cadherin antibody at (A) 0.5 and (B) 1 ug/mL.



Immunofluorescence of T cadherin in mouse brain tissue with T cadherin Antibody at 20 µg/mL.



Immunohistochemistry of T cadherin in mouse brain tissue with T cadherin Antibody at 5 µg/mL.



Immunofluorescence of T-cadherin in K562 cells with T-cadherin antibody at 20 µg/mL.

Background

T-cadherin was initially identified as cadherin-type cell adhesion molecule expressed in various neuronal populations in a temporally and spatially restricted pattern during axon growth. T-cadherin is an atypical member of the cadherin family because it does not possess the typical transmembrane and cytoplasmic domains but is instead anchored to the plasma membrane by glycosylphosphatidylinositol (GPI) linkage. T-cadherin may play a role in malignant tumor development as loss of the chromosome locus containing the T-cadherin gene correlates with the development of a variety of cancers. Recently it has been shown that T-cadherin can act as a receptor for hexameric and high-molecular weight forms of adiponectin, suggesting that T-cadherin may also play a role in metabolic regulation.

Note: This product is for in vitro research use only