

CDKN2A Antibody

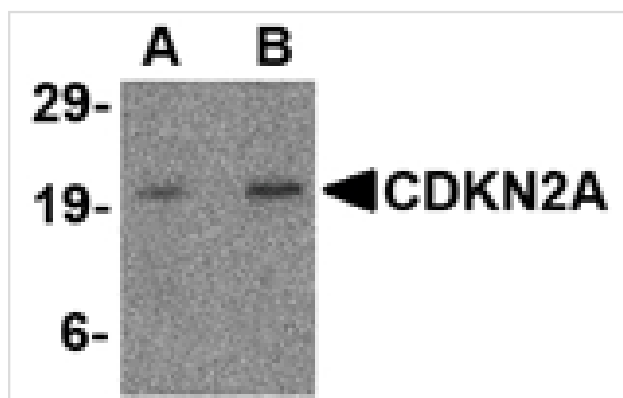
Catalog No: #24530

Orders: order@signalwayantibody.comSupport: tech@signalwayantibody.com

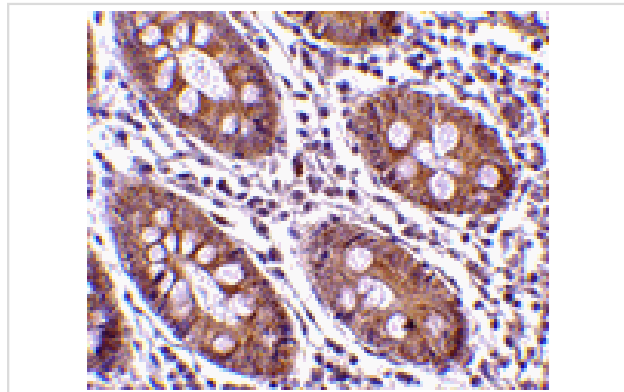
Description

Product Name	CDKN2A Antibody
Host Species	Rabbit
Clonality	Polyclonal
Purification	Affinity chromatography purified via peptide column
Applications	ELISA WB IHC
Species Reactivity	Hu Ms Rt
Immunogen Type	Peptide
Immunogen Description	Raised against a 18 amino acid peptide from near the amino terminus of human CDKN2A.
Target Name	CDKN2A
Other Names	cyclin-dependent kinase inhibitor 2A, CDK4 inhibitor, MTS1, p16(INK4A)
Accession No.	Swiss-Prot:P42771 Gene ID:1029
Uniprot	P42771
GeneID	1029;
Concentration	1mg/ml
Formulation	Supplied in PBS containing 0.02% sodium azide.
Storage	Can be stored at -20°C, stable for one year. As with all antibodies care should be taken to avoid repeated freeze thaw cycles. Antibodies should not be exposed to prolonged high temperatures.

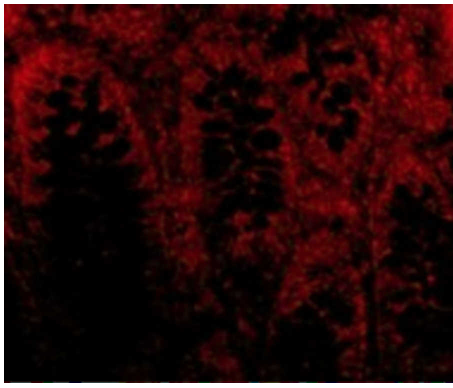
Images



Western blot analysis of CDKN2A in mouse colon tissue lysate with CDKN2A antibody at (A) 1 and (B) 2 ug/mL.



Immunohistochemistry of CDKN2A in human colon tissue with CDKN2A antibody at 10 ug/mL.



Immunofluorescence of CDKN2A in Human Colon tissue with CDKN2A antibody at 20 µg/mL.

Background

The CDKN2A locus gives rise to 2 distinct transcripts from different promoters. The transcripts have been designated p16(INK4A) and p14(ARF). This chromosomal region undergoes a number of inversions, translocations, heterozygous deletions, and homozygous deletions in a variety of malignant cell lines including those from glioma, non-small cell lung cancer, leukemia, and melanoma. Deletion of the region containing CDKN2A is found in more than half of all melanoma cell lines. Conversely, transfection of CDKN2A suppressed the growth of two independent mesothelioma cell lines, suggesting that inactivation of the CDKN2 gene is an essential step in the etiology of malignant mesotheliomas. CDKN2A induces a G1 cell cycle arrest by inhibiting the phosphorylation of the Rb protein by the cyclin-dependent kinases CDK4 and CDK6. CDKN2A is expressed as at least three distinct isoforms.

Note: This product is for in vitro research use only