

TNFAIP3 Antibody

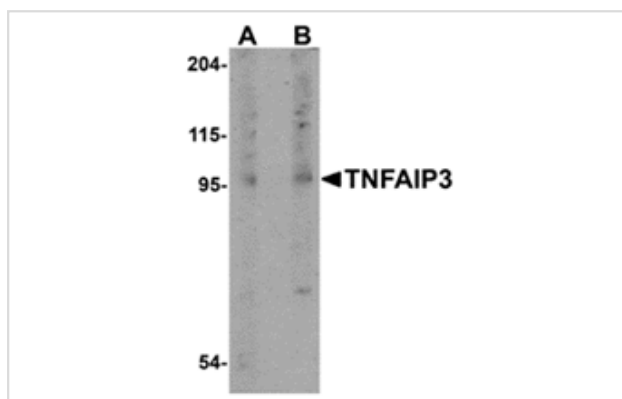
Catalog No: #24884

Orders: order@signalwayantibody.comSupport: tech@signalwayantibody.com

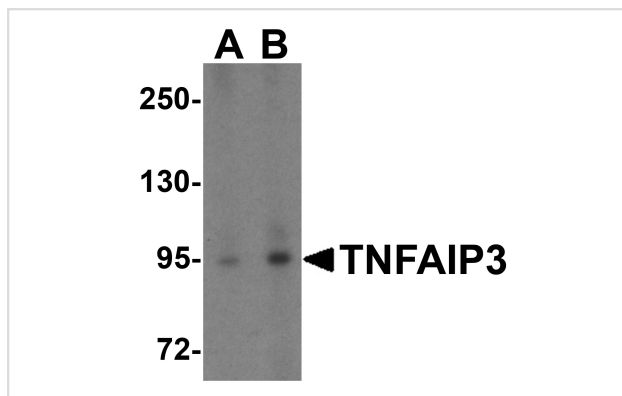
Description

Product Name	TNFAIP3 Antibody
Host Species	Rabbit
Clonality	Polyclonal
Purification	Affinity chromatography purified via peptide column
Applications	ELISA WB IHC
Species Reactivity	Hu Ms Rt
Immunogen Type	Peptide
Immunogen Description	Raised against a 17 amino acid peptide near the center of human TNFAIP3.
Target Name	TNFAIP3
Other Names	TNFAIP3 (IN), Tumor necrosis factor alpha-induced protein 3, A20, OTUD7C, TNFA1P2
Accession No.	Q60769
Concentration	1mg/ml
Formulation	Supplied in PBS containing 0.02% sodium azide.
Storage	Can be stored at -20°C, stable for one year. As with all antibodies care should be taken to avoid repeated freeze thaw cycles. Antibodies should not be exposed to prolonged high temperatures.

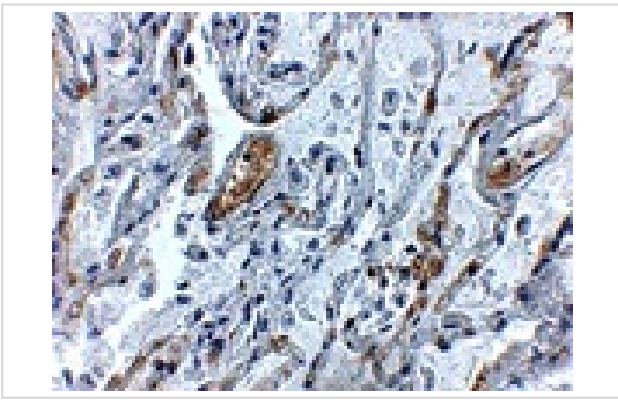
Images



Western blot analysis of TNFAIP3 in rat lung tissue lysate with TNFAIP3 antibody at (A) 1 and (B) 2 µg/mL.



Western blot analysis of TNFAIP3 in Jurkat cell lysate with TNFAIP3 antibody at (A) 1 and (B) 2 µg/mL.



Immunohistochemistry of TNFAIP3 in human lung tissue with TNFAIP3 antibody at 5 ug/mL.

Background

TNFAIP3, also known as A20, is located in chromosome band 6q23, a region that is often deleted in B cell lymphomas. Recently, it was identified as a tumor suppressor gene in Hodgkin lymphoma and several subtypes of non-Hodgkin lymphomas. TNFAIP3 was initially identified as a zinc-finger protein that is rapidly and transiently induced by TNF- α , inhibiting NF- κ B-dependent gene expression, and protecting cells from TNF- α -cytotoxicity. Overexpression of TNFAIP3 also inhibits the TLR2- and TLR4-mediated interleukin-8 synthesis in airway epithelial cells, suggesting that TNFAIP3 also acts as a negative regulator of TLR-mediated inflammatory responses, thereby protecting the host against harmful over-responses to pathogens. At least two isoforms of TNFAIP3 are known to exist.

Note: This product is for in vitro research use only and is not intended for use in humans or animals.