

HAAO Antibody

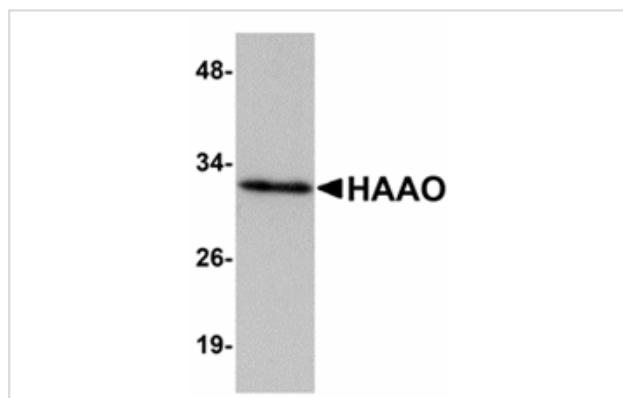
Catalog No: #24926

Orders: order@signalwayantibody.comSupport: tech@signalwayantibody.com

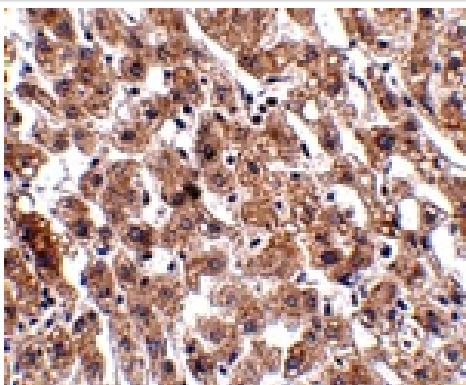
Description

Product Name	HAAO Antibody
Host Species	Rabbit
Clonality	Polyclonal
Purification	Affinity chromatography purified via peptide column
Applications	ELISA, WB, IHC-P, IF
Species Reactivity	Hu Ms Rt
Immunogen Type	Peptide
Immunogen Description	Raised against a 17 amino acid peptide near the amino terminus of human HAAO.
Target Name	HAAO
Other Names	3-hydroxyanthranilate 3, 4-dioxygenase, 3-hydroxyanthranilate oxygenase, 3-HAO, HAD, HAO
Accession No.	Swiss-Prot:P46952 Gene ID:23498
Uniprot	P46952
GeneID	23498;
Concentration	1mg/ml
Formulation	Supplied in PBS containing 0.02% sodium azide.
Storage	Stored at 4°C for three months and -20°C, stable for up to one year. As with all antibodies care should be taken to avoid repeated freeze thaw cycles. Antibodies should not be exposed to prolonged high temperatures.

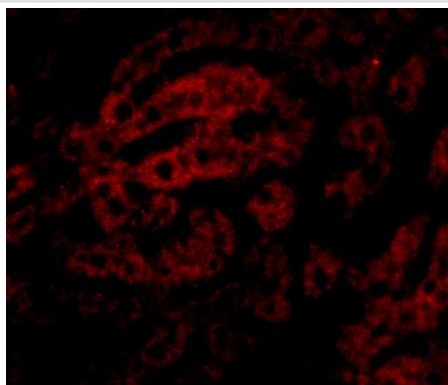
Images



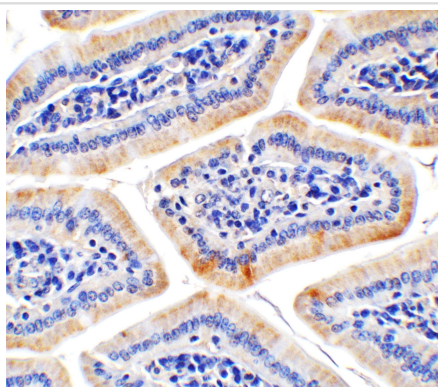
Western blot analysis of HAAO in Mouse liver tissue lysate with HAAO antibody at 1 ug/mL.



Immunohistochemistry of HAAO in human liver tissue with HAAO antibody at 2.5 ug/mL.



Immunofluorescence of HAAO in Human Liver cells with HAAO antibody at 20 ug/mL.



Immunohistochemistry of HAAO in mouse colon tissue with HAAO antibody at 2 ug/mL

Background

HAAO (3-Hydroxyanthranilate 3, 4-dioxygenase) is a monomeric cytosolic protein of the family of intramolecular dioxygenases containing non-heme ferrous iron. It is widely distributed in peripheral organs, such as liver and kidney, and is present in low amounts in the central nervous system. This enzyme participates in tryptophan metabolism. It employs one cofactor, iron. HAAO catalyzes the synthesis of quinolinic acid (QUIN) from 3-hydroxyanthranilic acid. QUIN is an excitotoxin whose toxicity is mediated by its ability to activate glutamate N-methyl-D-aspartate receptors. Increased cerebral levels of QUIN may participate in the pathogenesis of neurological and inflammatory disorders. HAAO has been suggested to play a role in disorders associated with altered tissue levels of QUIN. Furthermore, recent study shows that HAAO are excellent candidate biomarkers for detecting ovarian cancer.

Note: This product is for in vitro research use only