

Caveolin 1 Rabbit mAb

Catalog No: #52067

Package Size: #52067-1 50ul #52067-2 100ul

Orders: order@signalwayantibody.comSupport: tech@signalwayantibody.com


Description

Product Name	Caveolin 1 Rabbit mAb
Host Species	Recombinant Rabbit
Clonality	Monoclonal antibody
Clone No.	S05-6C3
Isotype	Rabbit IgG
Purification	Affinity Purified
Applications	WB IHC IF
Species Reactivity	Human,Mouse
Immunogen Description	Recombinant protein of human Caveolin-1
Conjugates	Unconjugated
Modification	Unmodification
Other Names	BSCL3; CGL3; caveolin 1, caveolae protein, 22kDa; Caveolin-1; VIP21; CAV; CAV1.
Accession No.	Swiss-Prot:Q03135GeneID:857
Uniprot	Q03135
GeneID	857
Calculated MW	Calculated MW: 20 kDa; Observed MW: 20 kDa
Concentration	0.3 mg/ml
Formulation	50mM Tris-Glycine(pH 7.4), 0.15M NaCl, 40% Glycerol, 0.01% Sodium azide and 0.05% BSA
Storage	Store at 4°C short term. Aliquot and store at -20°C long term. Avoid freeze/thaw cycles.

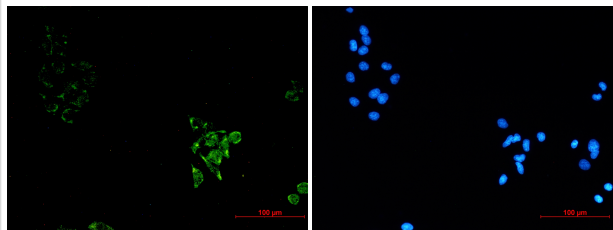
Application Details

WB: 1/2000; IHC: 1/20-1/500; ICC/IF: 1/50;

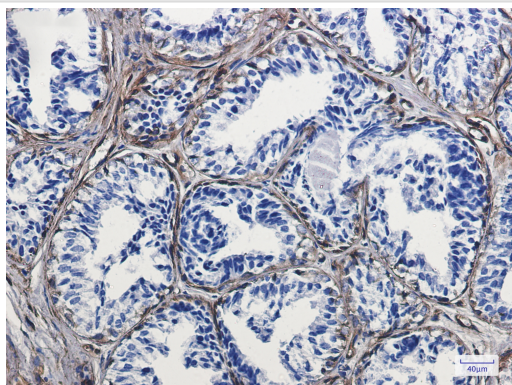
Images



Western blot detection of Caveolin-1 in HeLa cell lysates using Caveolin-1 Rabbit mAb(1:1000 diluted). Predicted band size:20kDa.Observed band size:20kDa.



Immunofluorescence of Caveolin-1 (green) in HeLa using Caveolin-1 antibody at dilution 1/2, and DAPI(blue)



Immunohistochemistry of Caveolin-1 in paraffin-embedded Human breast cancer tissue using Caveolin-1 Rabbit mAb at dilution 1/100

Background

Swiss-Prot Acc.Q03135.May act as a scaffolding protein within caveolar membranes (PubMed:11751885).

Forms a stable heterooligomeric complex with CAV2 that targets to lipid rafts and drives caveolae formation. Mediates the recruitment of CAVIN proteins (CAVIN1/2/3/4) to the caveolae (PubMed:19262564).

Interacts directly with G-protein alpha subunits and can functionally regulate their activity (By similarity).

Involved in the costimulatory signal essential for T-cell receptor (TCR)-mediated T-cell activation. Its binding to DPP4 induces T-cell proliferation and NF-kappa-B activation in a T-cell receptor/CD3-dependent manner (PubMed:17287217).

Note: This product is for in vitro research use only