

Alkaline Phosphatase Rabbit mAb

Catalog No: #52132



Package Size: #52132-1 50ul #52132-2 100ul

Orders: [order@signalwayantibody.com](mailto:order@signalwayantibody.com)  
Support: [tech@signalwayantibody.com](mailto:tech@signalwayantibody.com)

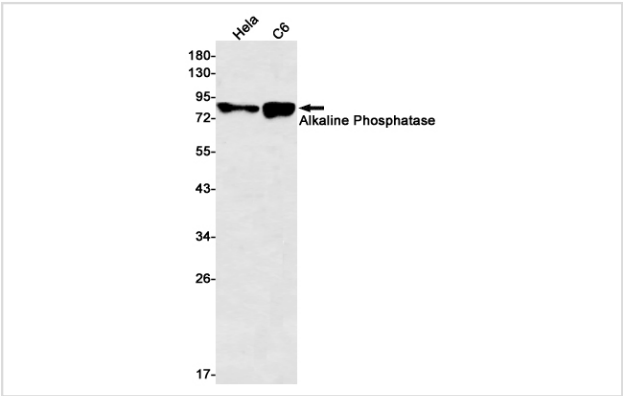
Description

Product Name	Alkaline Phosphatase Rabbit mAb
Host Species	Recombinant Rabbit
Clonality	Monoclonal antibody
Clone No.	S08-6H0
Isotype	Rabbit IgG
Purification	Affinity Purified
Applications	WB IHC IF
Species Reactivity	Human,Mouse,Rat
Immunogen Description	A synthetic peptide of human Alkaline Phosphatase, Tissue Non-Specific
Conjugates	Unconjugated
Modification	Unmodification
Other Names	HOPS; TNAP; TNALP; APTNAP; TNSALP; AP-TNAP
Accession No.	Swiss-Prot:P05186GeneID:249
Uniprot	P05186
GeneID	249
Calculated MW	Calculated MW: 57 kDa; Observed MW: 80 kDa
Concentration	0.3 mg/ml
Formulation	50mM Tris-Glycine(pH 7.4), 0.15M NaCl, 40% Glycerol, 0.01% Sodium azide and 0.05% BSA
Storage	Store at 4°C short term. Aliquot and store at -20°C long term. Avoid freeze/thaw cycles.

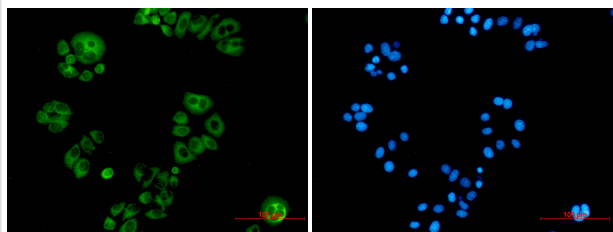
Application Details

WB: 1/2000-1/10000; IHC: 1/50-1/200; ICC/IF: 1/20-1/100;

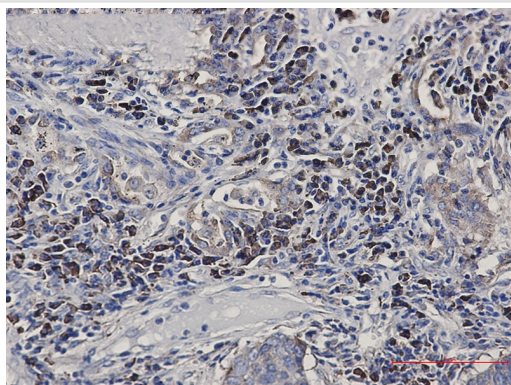
Images



Western blot detection of Alkaline Phosphatase in HeLa,C6 cell lysates using Alkaline Phosphatase Rabbit mAb(1:500 diluted).Predicted band size:57kDa.Observed band size:80kDa.



Immunofluorescence of Alkaline Phosphatase, Tissue Non-Specific (green) in hela using Alkaline Phosphatase, Tissue Non-Specific Rabbit mAb at dilution 1/5, and DAPI(blue)



Immunohistochemistry of Alkaline Phosphatase, Tissue Non-Specific in paraffin-embedded Human lung cancer tissue using Alkaline Phosphatase, Tissue Non-Specific Rabbit mAb at dilution 1/50

## Background

Swiss-Prot Acc.P05186.This isozyme may play a role in skeletal mineralization.

Note: This product is for in vitro research use only