

HP1BP3 Rabbit Polyclonal Antibody

Catalog No: #53816



Package Size: #53816-1 50ul #53816-2 100ul

Orders: order@signalwayantibody.com
Support: tech@signalwayantibody.com

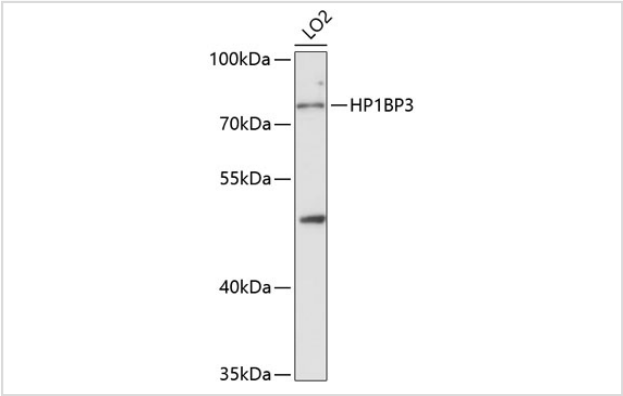
Description

Product Name	HP1BP3 Rabbit Polyclonal Antibody
Host Species	Rabbit
Clonality	Polyclonal
Isotype	IgG
Purification	Affinity purification
Applications	WB,IHC
Species Reactivity	Human,Mouse,Rat
Immunogen Description	Recombinant fusion protein of human HP1BP3 (NP_057371.2).
Other Names	HP1BP3;HP1-BP74;HP1BP74
Accession No.	Uniprot:Q5SSJ5GeneID:50809
Uniprot	Q5SSJ5
GeneID	50809
Calculated MW	14kDa/44kDa/57kDa/61kDa
SDS-PAGE MW	75kDa
Formulation	PBS with 0.02% sodium azide,50% glycerol,pH7.3.
Storage	Store at -20°C. Avoid freeze / thaw cycles.

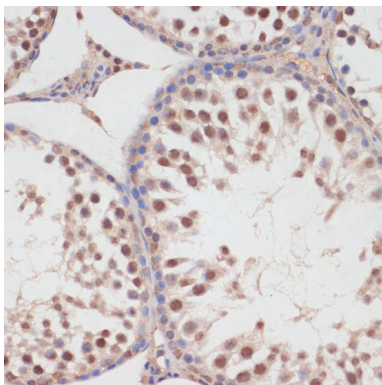
Application Details

WB 1:500 - 1:2000IHC 1:50 - 1:200

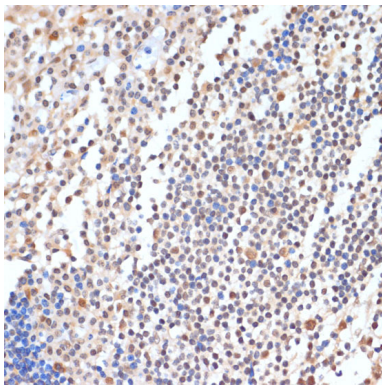
Images



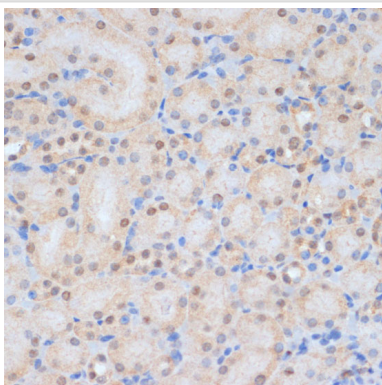
Western blot analysis of extracts of LO2 cells, using HP1BP3 antibody.



Immunohistochemistry of paraffin-embedded rat testis using HP1BP3 antibody.



Immunohistochemistry of paraffin-embedded human tonsil using HP1BP3 antibody.



Immunohistochemistry of paraffin-embedded mouse kidney using HP1BP3 antibody.

Background

Component of heterochromatin that maintains heterochromatin integrity during G1/S progression and regulates the duration of G1 phase to critically influence cell proliferative capacity. Mediates chromatin condensation during hypoxia, leading to increased tumor cell viability, radio-resistance, chemo-resistance and self-renewal(PubMed:25100860).

Note: This product is for in vitro research use only