

GATA3 (Phospho-Ser308) Rabbit mAb

Catalog No: #14167

Package Size: #14167-1 50ul #14167-2 100ul

Orders: order@signalwayantibody.comSupport: tech@signalwayantibody.com

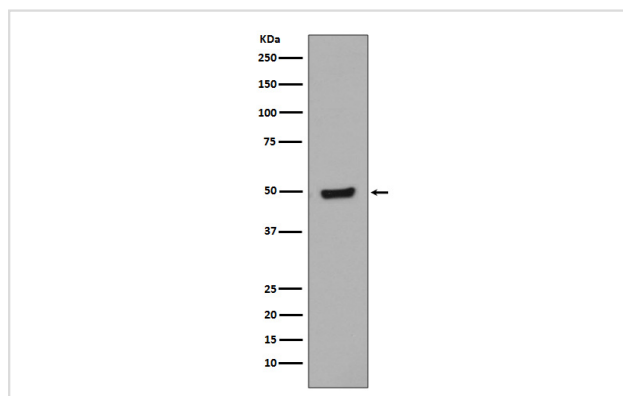
Description

Product Name	GATA3 (Phospho-Ser308) Rabbit mAb
Host Species	Rabbit
Clonality	Monoclonal
Isotype	Rabbit IgG
Purification	Affinity-chromatography
Applications	WB IHC IP
Species Reactivity	Human
Specificity	Phospho-GATA3 (S308) Antibody detects endogenous levels of total Phospho-GATA3 (S308)
Immunogen Description	A synthesized peptide derived from human Phospho-GATA3 (S308)
Other Names	GATA-binding factor 3; Trans-acting T-cell specific transcription factor GATA-3; GATA3;
Accession No.	Uniprot:P23771
Uniprot	P23771
Calculated MW	48kDa
Formulation	Rabbit IgG in phosphate buffered saline , pH 7.4, 150mM NaCl, 0.02% sodium azide and 50% glycerol.
Storage	Store at +4 Λ C short term. Store at -20 Λ C long term. Avoid freeze / thaw cycle.

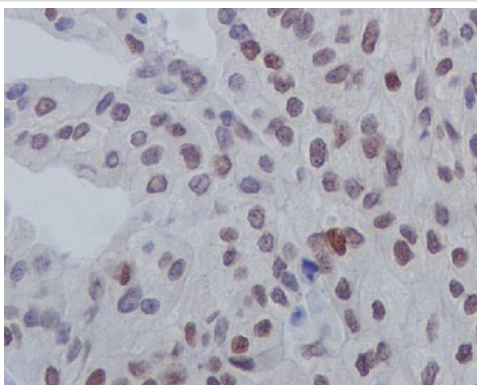
Application Details

WB:1:500~1:2000IHC:1:50~1:100IP:1:50

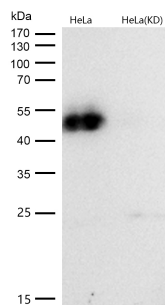
Images



Western blot analysis of Phospho-GATA3 (S308) Jurkat cell lysate treated with Bromo-cAMP.



Immunohistochemical analysis of paraffin-embedded human bladder cancer, using Phospho-GATA3 (S308) Antibody.



All lanes use the Antibody at 1:1K dilution for 1 hour at room temperature.

Product Description

Transcriptional activator which binds to the enhancer of the T-cell receptor alpha and delta genes. Binds to the consensus sequence 5'-AGATAG-3'. Required for the T-helper 2 (Th2) differentiation process following immune and inflammatory responses.

Note: This product is for in vitro research use only