

GRP78 BiP Rabbit mAb

Catalog No: #56022



Package Size: #56022-1 50ul #56022-2 100ul

Orders: [order@signalwayantibody.com](mailto:order@signalwayantibody.com)  
Support: [tech@signalwayantibody.com](mailto:tech@signalwayantibody.com)


Description

Product Name	GRP78 BiP Rabbit mAb
Host Species	Rabbit
Clonality	Monoclonal
Isotype	Rabbit IgG
Purification	Affinity-chromatography
Applications	WB IHC
Species Reactivity	Human Mouse Rat
Specificity	GRP78 BiP Antibody detects endogenous levels of total GRP78 BiP
Immunogen Description	A synthesized peptide derived from human GRP78 BiP
Other Names	GRP-78; GRP78; BIP; MIF2; HSPA5
Accession No.	Uniprot:P11021
Uniprot	P11021
Calculated MW	78kDa
Formulation	Rabbit IgG in phosphate buffered saline , pH 7.4, 150mM NaCl, 0.02% sodium azide and 50% glycerol.
Storage	Store at +4Λ C short term. Store at -20Λ C long term. Avoid freeze / thaw cycle.

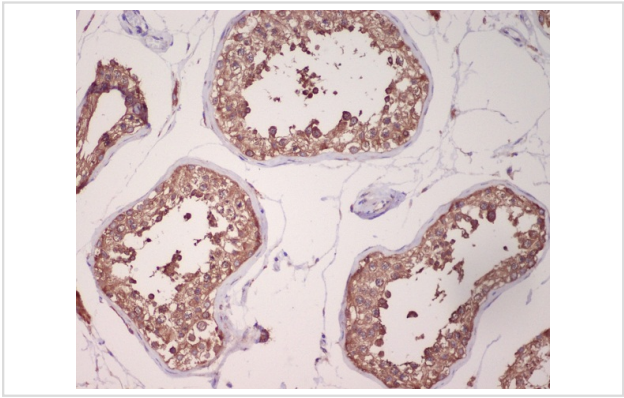
Application Details

WB:1:500~1:2000IHC:1:50~1:200

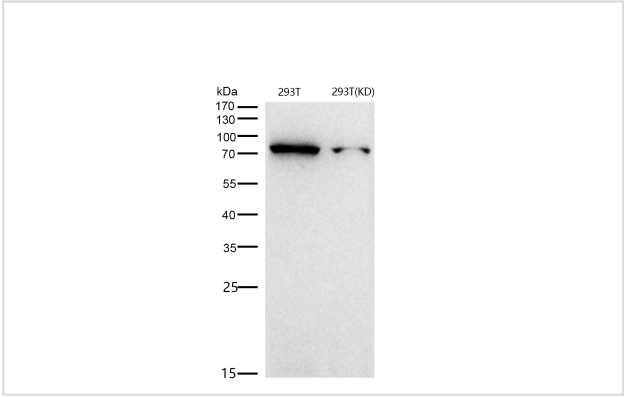
Images



Western blot analysis of GRP78 BiP expression in (1) HeLa cell lysate; (2) C6 cell lysate.



Immunohistochemical analysis of paraffin-embedded human testis, using GRP78 BiP Antibody.



All lanes use the Antibody at 1:1K dilution for 1 hour at room temperature.

## Product Description

When Chinese hamster K12 cells are starved of glucose, the synthesis of several proteins, called glucose-regulated proteins (GRPs), is markedly increased. Hendershot et al. (1994) (PubMed 8020977) pointed out that one of these, GRP78 (HSPA5), also referred to as 'immunoglobulin heavy chain-binding protein' (BiP), is a member of the heat-shock protein-70 (HSP70) family and is involved in the folding and assembly of proteins in the endoplasmic reticulum (ER).

Note: This product is for in vitro research use only