

SOX2 Rabbit mAb

Catalog No: #56043

Package Size: #56043-1 50ul #56043-2 100ul

Orders: order@signalwayantibody.comSupport: tech@signalwayantibody.com

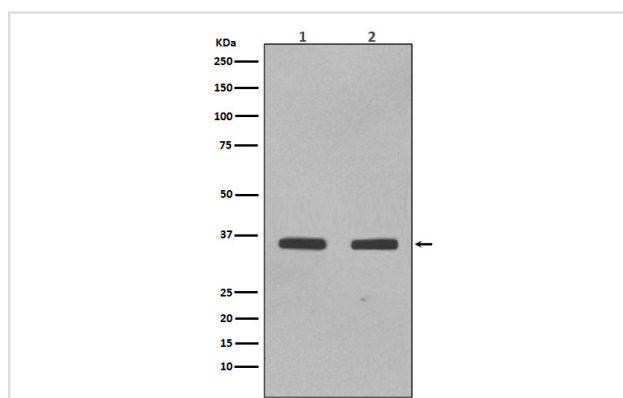
Description

Product Name	SOX2 Rabbit mAb
Host Species	Rabbit
Clonality	Monoclonal
Isotype	Rabbit IgG
Purification	Affinity-chromatography
Applications	WB IHC ICC/IF
Species Reactivity	Human Mouse
Specificity	SOX2 Antibody detects endogenous levels of total SOX2
Immunogen Description	A synthesized peptide derived from human SOX2
Other Names	SOX2; ANOP3; MCOPS3; MGC2413; lcc; SRY related HMG box 2;
Accession No.	Uniprot:P48431
Uniprot	P48431
Calculated MW	34kDa
Formulation	Rabbit IgG in phosphate buffered saline , pH 7.4, 150mM NaCl, 0.02% sodium azide and 50% glycerol.
Storage	Store at +4ℳ C short term. Store at -20ℳ C long term. Avoid freeze / thaw cycle.

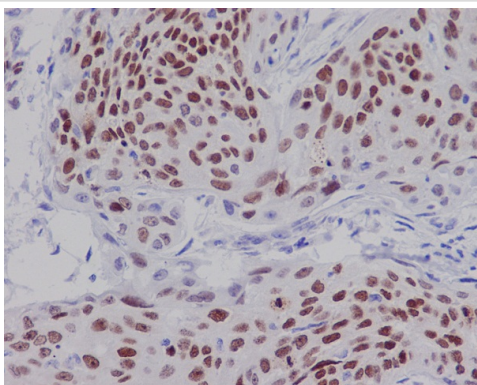
Application Details

WB:1:1000~1:2000IHC:1:50~1:200ICC/IF:1:50~1:200

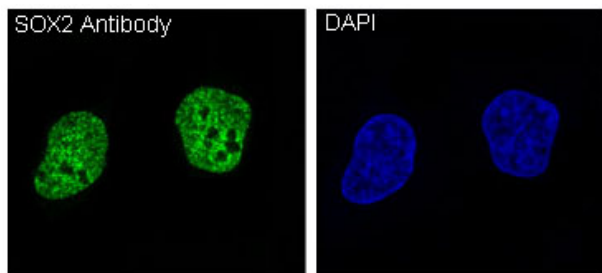
Images



Western blot analysis of SOX2 expression in (1) NCCIT cell lysate; (2) F9 cell lysate.



Immunohistochemical analysis of paraffin-embedded human cervix carcinoma, using SOX2 Antibody.



Immunofluorescent analysis of NCCIT cells, using SOX2 Antibody .

Product Description

Transcription factor that forms a trimeric complex with OCT4 on DNA and controls the expression of a number of genes involved in embryonic development such as YES1, FGF4, UTF1 and ZFP206 (By similarity). Critical for early embryogenesis and for embryonic stem cell pluripotency. May function as a switch in neuronal development. Downstream SRRT target that mediates the promotion of neural stem cell self-renewal (By similarity). Keeps neural cells undifferentiated by counteracting the activity of proneural proteins and suppresses neuronal differentiation (By similarity).

Note: This product is for in vitro research use only