

FoxO1a Rabbit mAb

Catalog No: #58761



Package Size: #58761-1 50ul #58761-2 100ul

Orders: order@signalwayantibody.com
Support: tech@signalwayantibody.com

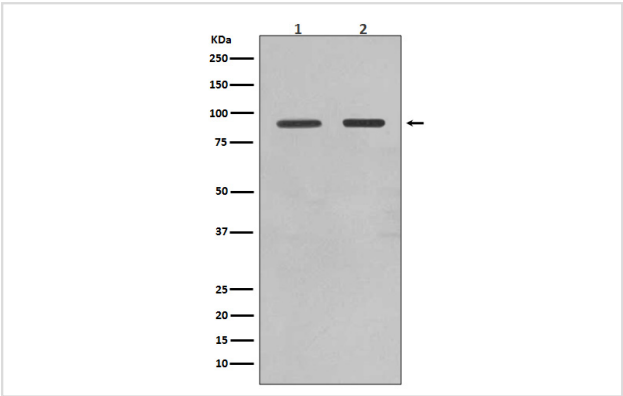
Description

Product Name	FoxO1a Rabbit mAb
Host Species	Rabbit
Clonality	Monoclonal
Isotype	Rabbit IgG
Purification	Affinity-chromatography
Applications	WB IHC ICC/IF
Species Reactivity	Human Mouse Rat
Specificity	FoxO1a Antibody detects endogenous levels of total FoxO1a
Immunogen Description	A synthesized peptide derived from human FoxO1a
Other Names	FKHR; FOXO1; FOXO1A; Forkhead box protein O1A; Forkhead in rhabdomyosarcoma;
Accession No.	Uniprot:Q12778
Uniprot	Q12778
Formulation	Rabbit IgG in phosphate buffered saline , pH 7.4, 150mM NaCl, 0.02% sodium azide and 50% glycerol.
Storage	Store at +4°C short term. Store at -20°C long term. Avoid freeze / thaw cycle.

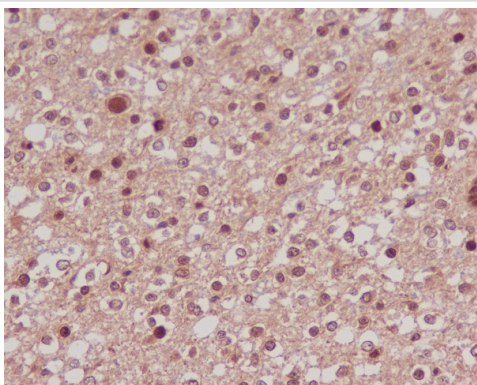
Application Details

WB 1:1000~1:2000 IHC 1:50~1:200 ICC/IF 1:50~1:200

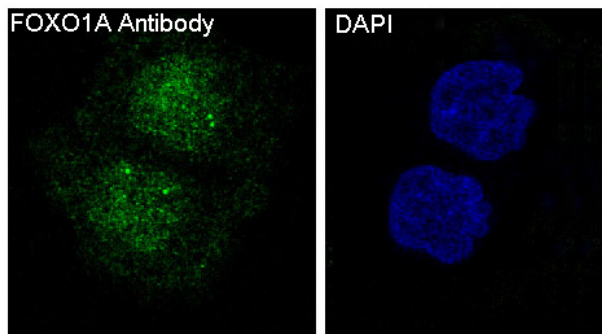
Images



Western blot analysis of FoxO1a expression in (1)C6 cell lysate; (2)PC-12 cell lysate.



Immunohistochemical analysis of paraffin-embedded human brain carcinoma, using FoxO1a Antibody.



Immunofluorescent analysis of HeLa cells, using FoxO1a Antibody .

Product Description

Transcription factor which acts as a regulator of cell responses to oxidative stress. In the presence of KIRT1, mediates down-regulation of cyclin D1 and up-regulation of CDKN1B levels which are required for cell transition from proliferative growth to quiescence.

Background

Transcription factor which acts as a regulator of cell responses to oxidative stress. In the presence of KIRT1, mediates down-regulation of cyclin D1 and up-regulation of CDKN1B levels which are required for cell transition from proliferative growth to quiescence.

Note: This product is for in vitro research use only