

RANBP9 Monoclonal Antibody

Catalog No: #27107

Package Size: #27107-1 50ul #27107-2 100ul

Orders: order@signalwayantibody.com

Support: tech@signalwayantibody.com

Description

Product Name	RANBP9 Monoclonal Antibody
Host Species	Mouse
Clonality	Monoclonal
Clone No.	3C3-E11-C12
Isotype	IgG1
Purification	Affinity purified
Applications	ELISA WB ICC IP
Species Reactivity	Hu
Immunogen Type	Recombinant protein
Immunogen Description	Purified recombinant human RANBP9 protein fragments expressed in E.coli.
Target Name	RANBP9
Other Names	BPM-L, BPM90, RANBPM, RanBP7
Accession No.	Swiss-Prot:P52948Gene ID:4928
Uniprot	P52948
GeneID	4928;
Formulation	Purified mouse monoclonal in buffer containing 0.1M Tris-Glycine (pH 7.4, 150 mM NaCl) with 0.2% sodium azide, 50%,glycerol

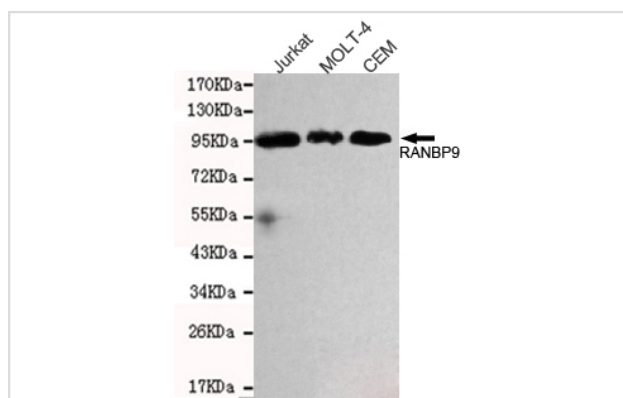
Application Details

Predicted MW: 78kd

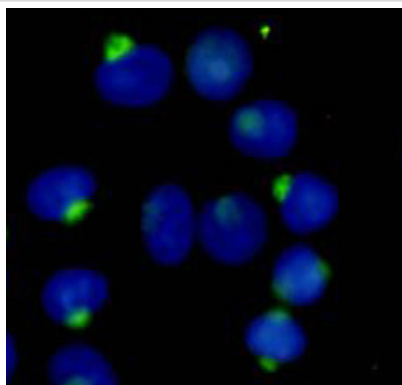
Western blotting: 1:1000

Immunocytochemistry:1:300

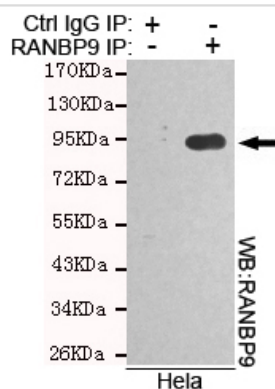
Images



Western blot detection of RANBP9 in Jurkat,MOLT-4&CEM cell lysates and using RANBP9 antibody (1:1000 diluted).
Predicted band size: 78KDa Observed band size: 95KDa



Immunocytochemistry stain of HeLa using RANBP9 antibody (1:300).



Immunoprecipitation analysis of HeLa cell lysates using RANBP9 antibody

Background

This gene encodes a protein that binds RAN, a small GTP binding protein belonging to the RAS superfamily that is essential for the translocation of RNA and proteins through the nuclear pore complex. May act as an adapter protein to couple membrane receptors to intracellular signaling pathways. May be involved in signaling of ITGB2/LFA-1 and other integrins. Enhances HGF-MET signaling by recruiting Sos and activating the Ras pathway.

Note: This product is for in vitro research use only