

HAVCR1 Antibody

Catalog No: #31156



Package Size: #31156-1 50ul #31156-2 100ul

Orders: order@signalwayantibody.com
Support: tech@signalwayantibody.com

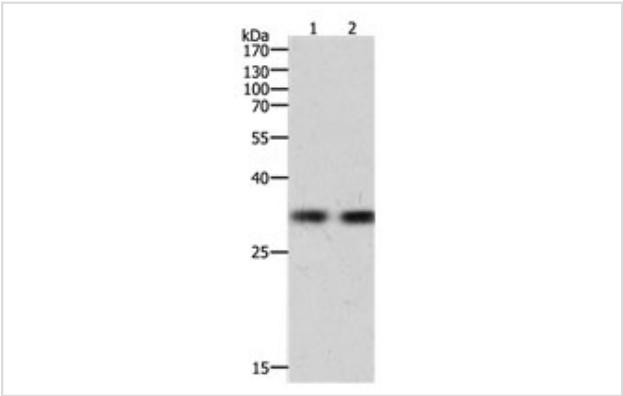
Description

Product Name	HAVCR1 Antibody
Host Species	Rabbit
Clonality	Polyclonal
Applications	ELISA WB IHC
Species Reactivity	Hu
Specificity	The antibody detects endogenous level of total HAVCR1 protein.
Immunogen Type	Peptide
Immunogen Description	Synthetic peptide corresponding to a region derived from 72-89 amino acids of Human hepatitis A virus cellular receptor 1
Target Name	HAVCR1
Other Names	Hepatitis A virus cellular receptor 1, TIM, KIM1, TIM1, HAVCR, KIM-1, TIM-1, TIMD1, TIMD-1, HAVCR-1
Accession No.	Swiss-Prot:Q96D42Gene ID:26762;
Uniprot	Q96D42
GeneID	26762;
Formulation	Rabbit IgG in pH7.4 PBS, 0.05% NaN3, 40% Glycerol.
Storage	Store at -20°C/1 year

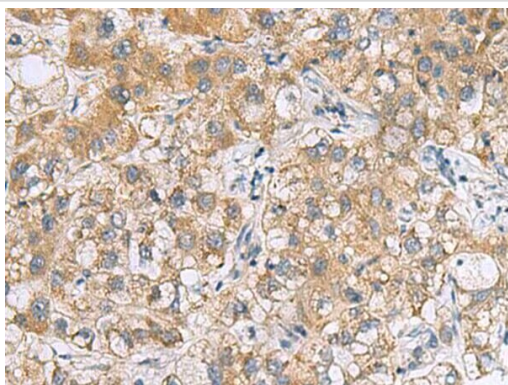
Application Details

Predicted MW: 39kd
ELISA: 1:1000-1:5000
Western blotting: 1:500-1:2000

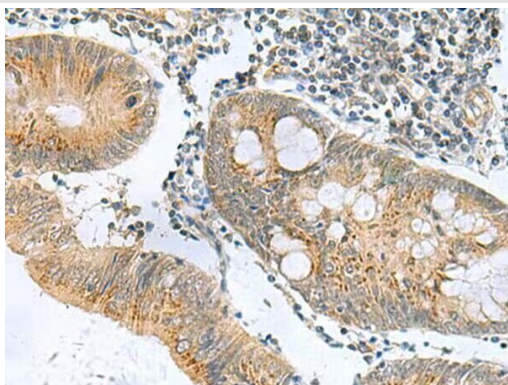
Images



Gel: 10%SDS-PAGE
Lane1: K562 cell lysate
Lane1: Hela cell lysate
Lysate: 40ug per lane
Primary antibody: 1/700 dilution
Secondary antibody: Goat anti Rabbit IgG - H&L (HRP) at 1/10000 dilution
Exposure time: 90 seconds



The image is immunohistochemistry of paraffin-embedded Human liver cancer tissue using HAVCR1 Antibody at dilution 1/80. (Original magnification: $\times 200$)



The image is immunohistochemistry of paraffin-embedded Human colorectal cancer tissue using HAVCR1 Antibody at dilution 1/80. (Original magnification: $\times 200$)

Background

The protein encoded by this gene is a membrane receptor for both human hepatitis A virus (HHA) and TIMD4. The encoded protein may be involved in the moderation of asthma and allergic diseases. The reference genome represents an allele that retains a MTTVP amino acid segment that confers protection against atopy in HHA seropositive individuals. Three transcript variants encoding the same protein have been found for this gene.?

Note: This product is for in vitro research use only