

PROM1 Antibody

Catalog No: #32019



Package Size: #32019-1 50ul #32019-2 100ul

Orders: order@signalwayantibody.com
Support: tech@signalwayantibody.com

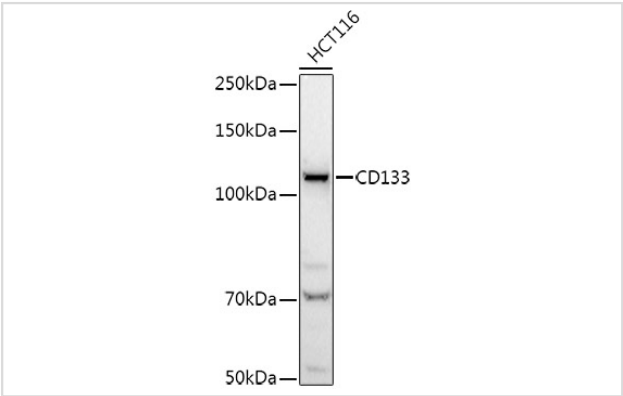
Description

Product Name	PROM1 Antibody
Host Species	Rabbit
Clonality	Polyclonal
Isotype	IgG
Purification	Affinity purification
Applications	WB,IHC,IF
Species Reactivity	Human,Mouse,Rat
Specificity	The antibody detects endogenous level of total PROM1 protein.
Immunogen Type	Peptide
Immunogen Description	Recombinant fusion protein of human CD133 (NP_001139320.1).
Target Name	PROM1
Other Names	PROM1;AC133;CD133;CORD12;MCDR2;MSTP061;PROML1;RP41;STGD4
Accession No.	Uniprot:O43490GeneID:8842
Uniprot	O43490
GeneID	8842
SDS-PAGE MW	120KDa
Concentration	1.0mg/ml
Formulation	PBS with 0.02% sodium azide,50% glycerol,pH7.3.
Storage	Store at -20°C. Avoid freeze / thaw cycles.

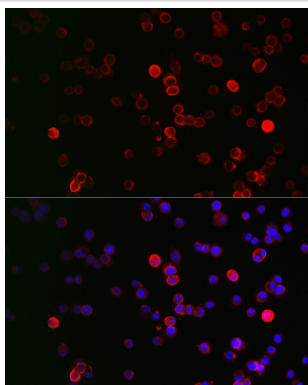
Application Details

WB 1:500 - 1:2000IHC 1:50 - 1:200IF 1:50 - 1:200

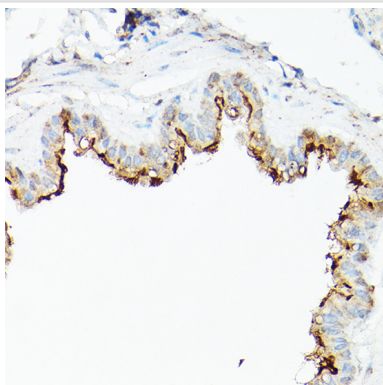
Images



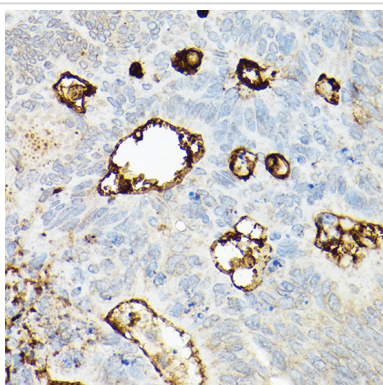
Western blot analysis of extracts of HCT116 cells, using CD133 antibody.



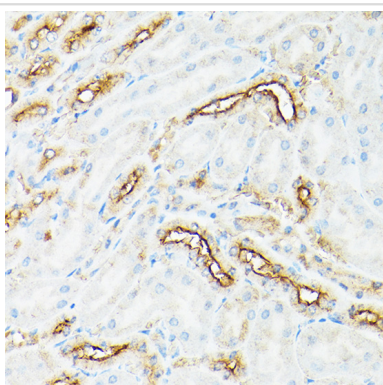
Immunofluorescence analysis of HT-29 cells using CD133 antibody.



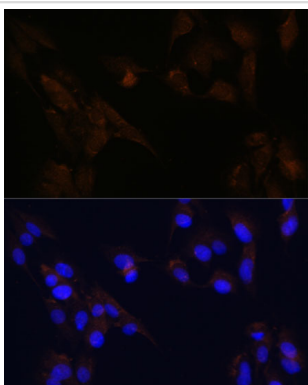
Immunohistochemistry of paraffin-embedded rat lung using CD133 Rabbit pAb.



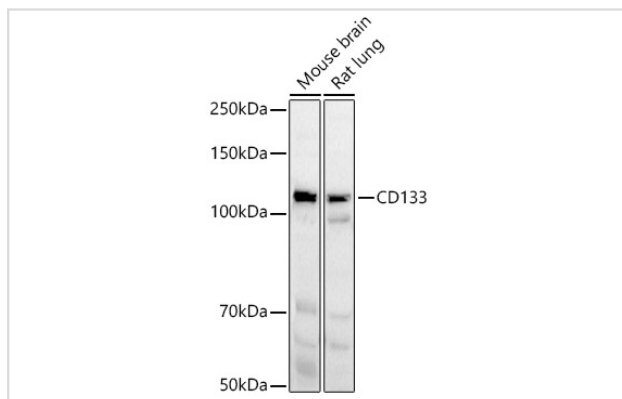
Immunohistochemistry of paraffin-embedded human colon carcinoma using CD133 Rabbit pAb.



Immunohistochemistry of paraffin-embedded rat kidney using CD133 Rabbit pAb.



Immunofluorescence analysis of C6 cells using CD133 antibody.



Western blot analysis of extracts of various cell lines, using CD133 antibody.

Background

This gene encodes a pentaspan transmembrane glycoprotein. The protein localizes to membrane protrusions and is often expressed on adult stem cells, where it is thought to function in maintaining stem cell properties by suppressing differentiation. Mutations in this gene have been shown to result in retinitis pigmentosa and Stargardt disease. Expression of this gene is also associated with several types of cancer. This gene is expressed from at least five alternative promoters that are expressed in a tissue-dependent manner. Multiple transcript variants encoding different isoforms have been found for this gene.

Note: This product is for in vitro research use only