

TRAF2 Antibody

Catalog No: #32094

Package Size: #32094-1 50ul #32094-2 100ul

Orders: order@signalwayantibody.com

Support: tech@signalwayantibody.com

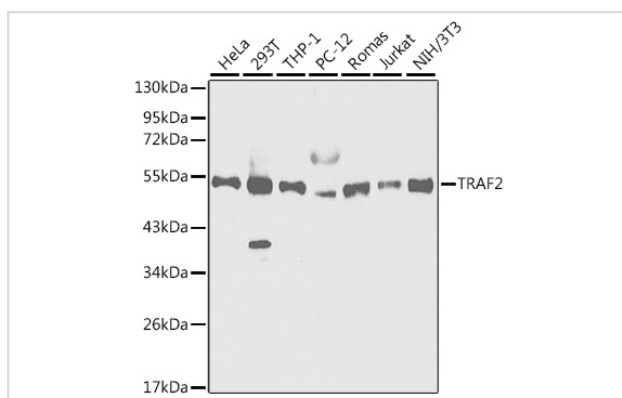
Description

Product Name	TRAF2 Antibody
Host Species	Rabbit
Clonality	Polyclonal
Isotype	IgG
Purification	Affinity purification
Applications	WB,IHC
Species Reactivity	Human,Mouse,Rat
Specificity	The antibody detects endogenous level of total TRAF2 protein.
Immunogen Type	Recombinant Protein
Immunogen Description	Recombinant fusion protein of human TRAF2 (NP_066961.2).
Target Name	TRAF2
Other Names	MGC:45012;TRAP;TRAP3;TRAF2
Accession No.	Uniprot:Q12933GeneID:7186
Uniprot	Q12933
GeneID	7186
SDS-PAGE MW	54kDa
Concentration	1.0mg/ml
Formulation	PBS with 0.02% sodium azide,50% glycerol,pH7.3.
Storage	Store at -20°C. Avoid freeze / thaw cycles.

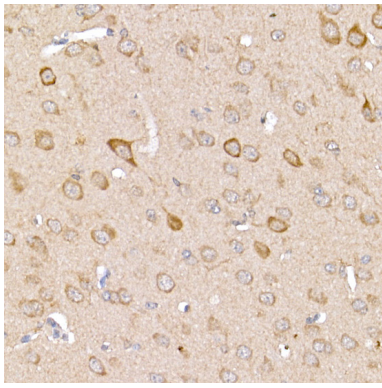
Application Details

WB □ 1:500 - 1:2000 IHC □ 1:50 - 1:200

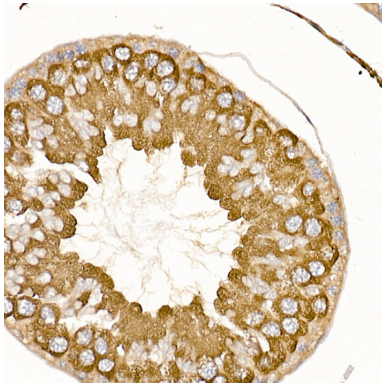
Images



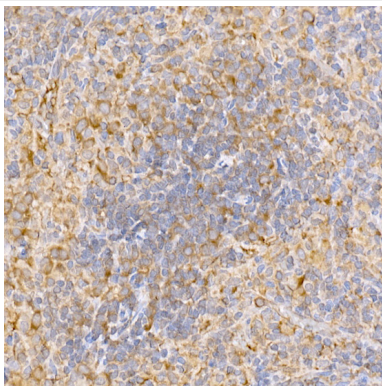
Western blot analysis of extracts of various cell lines, using TRAF2 antibody.



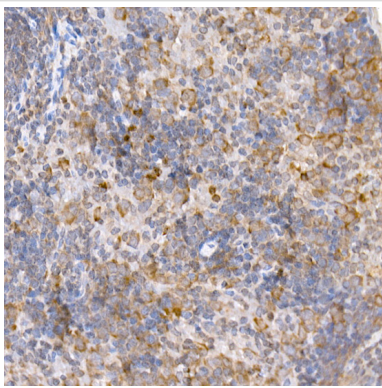
Immunohistochemistry of paraffin-embedded mouse brain using [KO Validated] TRAF2 Rabbit pAb.



Immunohistochemistry of paraffin-embedded rat testis using [KO Validated] TRAF2 Rabbit pAb.



Immunohistochemistry of paraffin-embedded rat spleen using [KO Validated] TRAF2 Rabbit pAb.



Immunohistochemistry of paraffin-embedded mouse spleen using [KO Validated] TRAF2 Rabbit pAb.

Background

The protein encoded by this gene is a member of the TNF receptor associated factor (TRAF) protein family. TRAF proteins associate with, and mediate the signal transduction from members of the TNF receptor superfamily. This protein directly interacts with TNF receptors, and forms a heterodimeric complex with TRAF1. This protein is required for TNF-alpha-mediated activation of MAPK8/JNK and NF-kappaB. The protein complex formed by this protein and TRAF1 interacts with the inhibitor-of-apoptosis proteins (IAPs), and functions as a mediator of the anti-apoptotic signals from TNF receptors. The interaction of this protein with TRADD, a TNF receptor associated apoptotic signal transducer, ensures the recruitment of IAPs for the direct inhibition of caspase activation. BIRC2/c-IAP1, an apoptosis inhibitor possessing ubiquitin ligase activity, can ubiquitinate and induce the degradation of this protein, and thus potentiate TNF-induced apoptosis. Multiple alternatively spliced transcript variants have been found for

this gene, but the biological validity of only one transcript has been determined.

Note: This product is for in vitro research use only