

ACTN1 Antibody

Catalog No: #32192



Package Size: #32192-1 50ul #32192-2 100ul

Orders: [order@signalwayantibody.com](mailto:order@signalwayantibody.com)  
Support: [tech@signalwayantibody.com](mailto:tech@signalwayantibody.com)

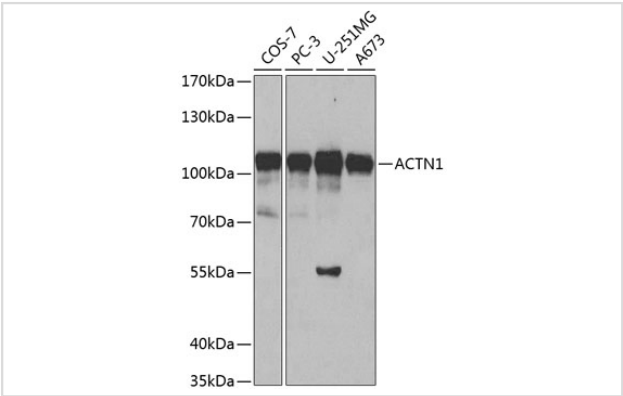
Description

Product Name	ACTN1 Antibody
Host Species	Rabbit
Clonality	Polyclonal
Isotype	IgG
Purification	Affinity purification
Applications	WB,IHC
Species Reactivity	Human,Mouse
Specificity	The antibody detects endogenous level of total ACTN1 protein.
Immunogen Type	Recombinant Protein
Immunogen Description	Recombinant fusion protein of human ACTN1 (NP_001123477.1).
Target Name	ACTN1
Other Names	ACTN1;BDPLT15
Accession No.	Uniprot:P12814GeneID:87
Uniprot	P12814
GeneID	87
SDS-PAGE MW	105kDa
Concentration	1.0mg/ml
Formulation	PBS with 0.02% sodium azide,50% glycerol,pH7.3.
Storage	Store at -20°C. Avoid freeze / thaw cycles.

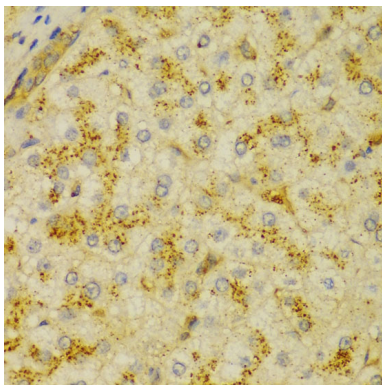
Application Details

WB 1:500 - 1:2000IHC 1:50 - 1:200

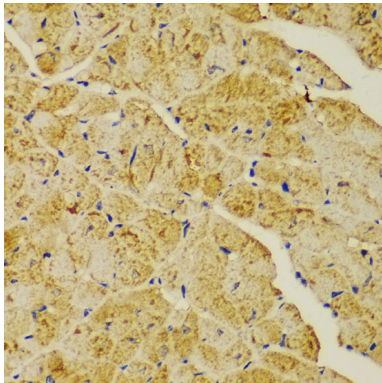
Images



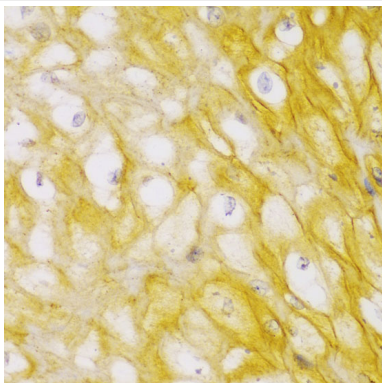
Western blot analysis of extracts of various cell lines, using ACTN1 antibody.



Immunohistochemistry of paraffin-embedded human liver cancer using ACTN1 antibody.



Immunohistochemistry of paraffin-embedded mouse heart using ACTN1 antibody.



Immunohistochemistry of paraffin-embedded human esophagus using ACTN1 antibody.

## Background

Alpha actinins belong to the spectrin gene superfamily which represents a diverse group of cytoskeletal proteins, including the alpha and beta spectrins and dystrophins. Alpha actinin is an actin-binding protein with multiple roles in different cell types. In nonmuscle cells, the cytoskeletal isoform is found along microfilament bundles and adherens-type junctions, where it is involved in binding actin to the membrane. In contrast, skeletal, cardiac, and smooth muscle isoforms are localized to the Z-disc and analogous dense bodies, where they help anchor the myofibrillar actin filaments. This gene encodes a nonmuscle, cytoskeletal, alpha actinin isoform and maps to the same site as the structurally similar erythroid beta spectrin gene. Three transcript variants encoding different isoforms have been found for this gene.

Note: This product is for in vitro research use only