

CD274 Antibody

Catalog No: #32363

Package Size: #32363-1 50ul #32363-2 100ul

Orders: order@signalwayantibody.comSupport: tech@signalwayantibody.com

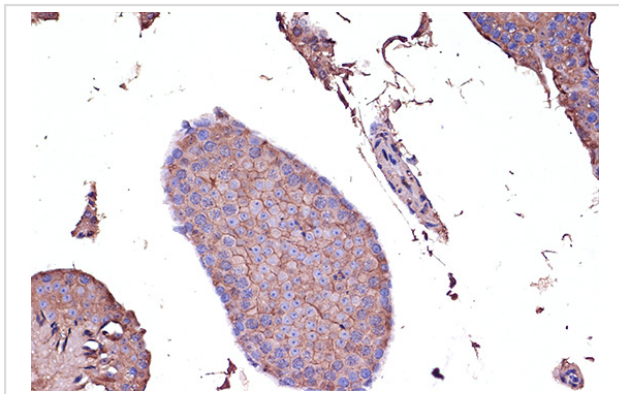
Description

Product Name	CD274 Antibody
Host Species	Rabbit
Clonality	Polyclonal
Isotype	IgG
Purification	Affinity purification
Applications	WB,IHC,IF
Species Reactivity	Human,Mouse,Rat
Specificity	The antibody detects endogenous level of total CD274 protein.
Immunogen Type	Recombinant Protein
Immunogen Description	Recombinant fusion protein of human PD-L1/CD274 (NP_054862.1).
Target Name	CD274
Other Names	B7-H;B7H1;PDL1;PD-L1;PDCD1L1;PDCD1LG1;CD274
Accession No.	Uniprot:Q9NZQ7GeneID:29126
Uniprot	Q9NZQ7
GeneID	29126
SDS-PAGE MW	40-50KDa
Concentration	1.0mg/ml
Formulation	PBS with 0.02% sodium azide,50% glycerol,pH7.3.
Storage	Store at -20°C. Avoid freeze / thaw cycles.

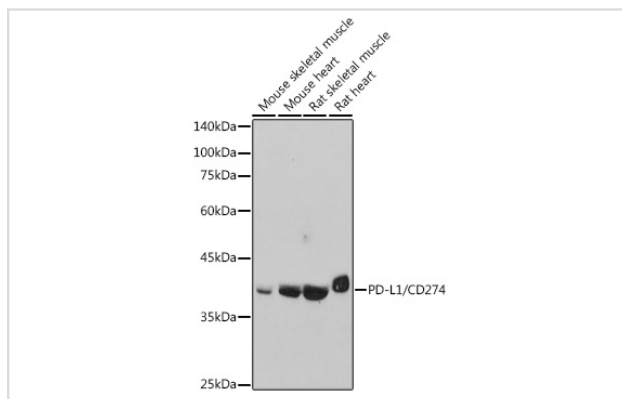
Application Details

WB□1:500 - 1:2000IHC□1:50 - 1:200IF□1:50 - 1:200

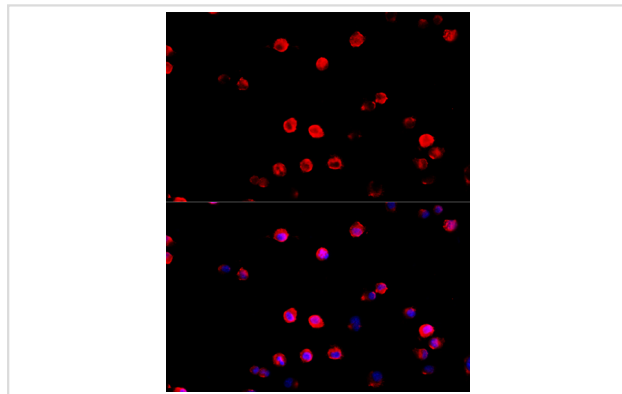
Images



Immunohistochemistry of paraffin-embedded Mouse testis using PD-L1/CD274 antibody.



Western blot analysis of extracts of various cell lines, using PD-L1/CD274 antibody.



Immunofluorescence analysis of RAW264.7 cells using PD-L1/CD274 antibody.

Background

This gene encodes an immune inhibitory receptor ligand that is expressed by hematopoietic and non-hematopoietic cells, such as T cells and B cells and various types of tumor cells. The encoded protein is a type I transmembrane protein that has immunoglobulin V-like and C-like domains. Interaction of this ligand with its receptor inhibits T-cell activation and cytokine production. During infection or inflammation of normal tissue, this interaction is important for preventing autoimmunity by maintaining homeostasis of the immune response. In tumor microenvironments, this interaction provides an immune escape for tumor cells through cytotoxic T-cell inactivation. Expression of this gene in tumor cells is considered to be prognostic in many types of human malignancies, including colon cancer and renal cell carcinoma. Alternative splicing results in multiple transcript variants.

Note: This product is for in vitro research use only