

CD46 Antibody

Catalog No: #32368

Package Size: #32368-1 50ul #32368-2 100ul

Orders: order@signalwayantibody.comSupport: tech@signalwayantibody.com

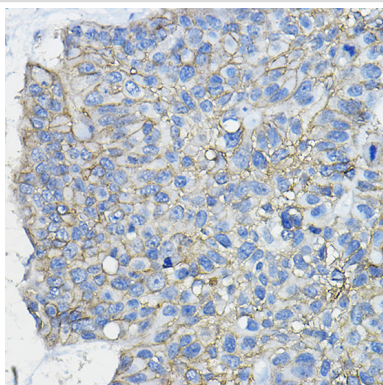
Description

Product Name	CD46 Antibody
Host Species	Rabbit
Clonality	Polyclonal
Isotype	IgG
Purification	Affinity purification
Applications	WB,IHC,IF
Species Reactivity	Human,Mouse,Rat
Specificity	The antibody detects endogenous level of total CD46 protein.
Immunogen Type	Recombinant Protein
Immunogen Description	Recombinant fusion protein of human CD46 (NP_722548.1).
Target Name	CD46
Other Names	AHUS2;MCP;MIC10;TLX;TRA2.10;CD46
Accession No.	Uniprot:P15529GeneID:4179
Uniprot	P15529
GeneID	4179
SDS-PAGE MW	50-70KDa
Concentration	1.0mg/ml
Formulation	PBS with 0.02% sodium azide,50% glycerol,pH7.3.
Storage	Store at -20°C. Avoid freeze / thaw cycles.


Application Details

WB 1:500 - 1:2000IHC 1:50 - 1:200IF 1:50 - 1:200

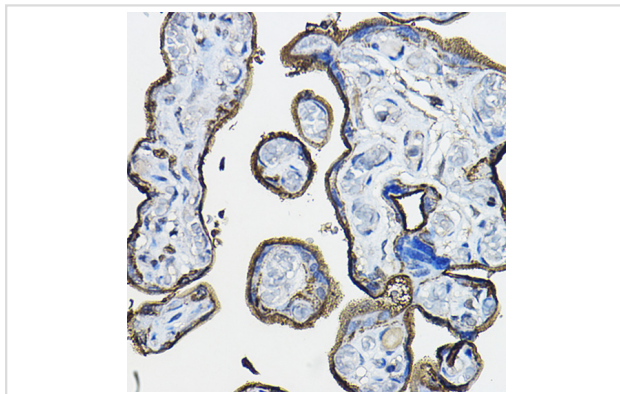
Images



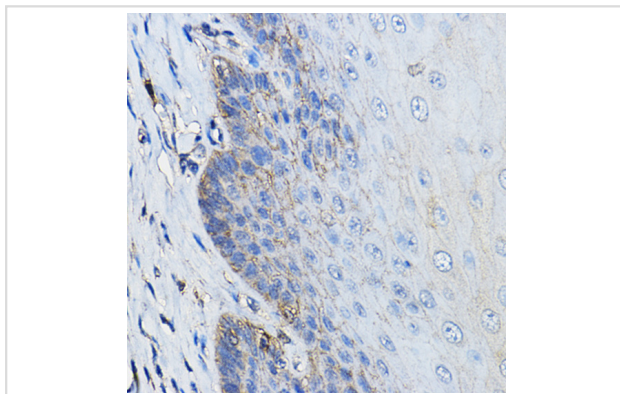
Immunohistochemistry of paraffin-embedded human lung cancer using CD46 Rabbit pAb.



Western blot analysis of extracts of various cell lines, using CD46 antibody.



Immunohistochemistry of paraffin-embedded human placenta using CD46 Rabbit pAb.



Immunohistochemistry of paraffin-embedded human esophagus using CD46 Rabbit pAb.

Background

The protein encoded by this gene is a type I membrane protein and is a regulatory part of the complement system. The encoded protein has cofactor activity for inactivation of complement components C3b and C4b by serum factor I, which protects the host cell from damage by complement. In addition, the encoded protein can act as a receptor for the Edmonston strain of measles virus, human herpesvirus-6, and type IV pili of pathogenic *Neisseria*. Finally, the protein encoded by this gene may be involved in the fusion of the spermatozoa with the oocyte during fertilization. Mutations at this locus have been associated with susceptibility to hemolytic uremic syndrome. Alternatively spliced transcript variants encoding different isoforms have been described.

Note: This product is for in vitro research use only