

EIF5A Antibody

Catalog No: #32552



Package Size: #32552-1 50ul #32552-2 100ul

Orders: [order@signalwayantibody.com](mailto:order@signalwayantibody.com)  
Support: [tech@signalwayantibody.com](mailto:tech@signalwayantibody.com)

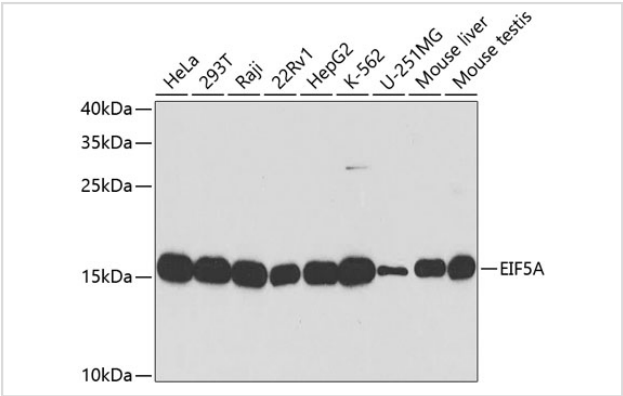
Description

Product Name	EIF5A Antibody
Host Species	Rabbit
Clonality	Polyclonal
Purification	Antibodies were purified by affinity purification using immunogen.
Applications	WB,IHC,IF
Species Reactivity	Human,Mouse
Specificity	The antibody detects endogenous level of total EIF5A protein.
Immunogen Type	Recombinant Protein
Immunogen Description	Recombinant protein of human EIF5A.
Target Name	EIF5A
Other Names	EIF-5A; EIF5A1; eIF5A1;
Accession No.	Swiss-Prot:P63241NCBI Gene ID:1984
Uniprot	P63241
GeneID	1984;
SDS-PAGE MW	16KD
Concentration	1.0mg/ml
Formulation	Supplied at 1.0mg/mL in phosphate buffered saline (without Mg2+ and Ca2+), pH 7.4, 150mM NaCl, 0.02% sodium azide and 50% glycerol.
Storage	Store at -20°C

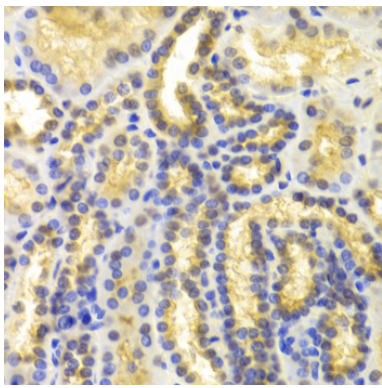
Application Details

WB 1:500 - 1:2000IHC 1:50 - 1:200IF 1:50 - 1:200

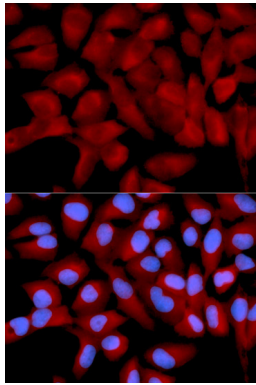
Images



Western blot analysis of extracts of various cell lines, using EIF5A at 1:1000 dilution.



Immunohistochemistry of paraffin-embedded human kidney using EIF5A at dilution of 1:100 (40x lens).



Immunofluorescence analysis of U2OS cells using EIF5A .  
Blue: DAPI for nuclear staining.

## Background

mRNA-binding protein involved in translation elongation. Has an important function at the level of Mrna turnover, probably acting downstream of decapping. Involved in actin dynamics and cell cycle progression, mRNA decay and probably in a pathway involved in stress response and maintenance of cell wall integrity. With syntenin SDCBP, functions as a regulator of p53/TP53 and p53/TP53-dependent apoptosis. Regulates also TNF-alpha-mediated apoptosis. Mediates effects of polyamines on neuronal process extension and survival. May play an important role in brain development and function, and in skeletal muscle stem cell differentiation. Also described as a cellular cofactor of human T-cell leukemia virus type I (HTLV-1) Rex protein and of human immunodeficiency virus type 1 (HIV-1) Rev protein, essential for mRNA export of retroviral transcripts.

Note: This product is for in vitro research use only