

## VEGFB Antibody

Catalog No: #32616

Package Size: #32616-1 50ul #32616-2 100ul

Orders: [order@signalwayantibody.com](mailto:order@signalwayantibody.com)Support: [tech@signalwayantibody.com](mailto:tech@signalwayantibody.com)

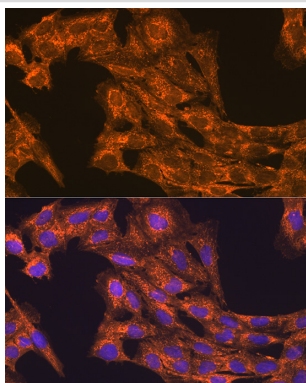
## Description

Product Name	VEGFB Antibody
Host Species	Rabbit
Clonality	Polyclonal
Isotype	IgG
Purification	Affinity purification
Applications	WB,IF
Species Reactivity	Human,Mouse,Rat
Specificity	The antibody detects endogenous level of total VEGFB protein.
Immunogen Type	Recombinant Protein
Immunogen Description	A synthetic peptide of human VEGFB (NP_003368.1).
Target Name	VEGFB
Other Names	VEGFB;VEGFL;VRF;VEGF-B
Accession No.	Uniprot:P49765GeneID:7423
Uniprot	P49765
GeneID	7423
SDS-PAGE MW	32KDa
Concentration	1.0mg/ml
Formulation	PBS with 0.02% sodium azide,50% glycerol,pH7.3.
Storage	Store at -20°C. Avoid freeze / thaw cycles.

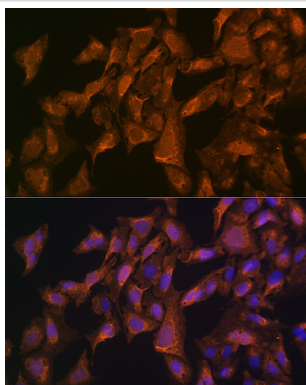
## Application Details

WB□1:500 - 1:2000IF□1:50 - 1:200

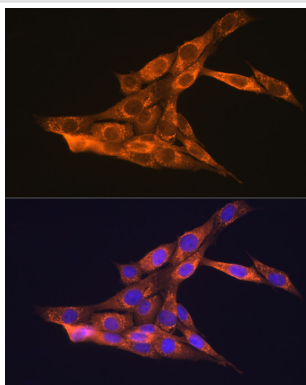
## Images



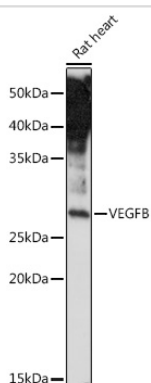
Immunofluorescence analysis of C6 cells using VEGFB Rabbit pAb.



Immunofluorescence analysis of U-2 OS cells using VEGFB Rabbit pAb.



Immunofluorescence analysis of NIH-3T3 cells using VEGFB Rabbit pAb.



Western blot analysis of extracts of Rat heart, using VEGFB Rabbit pAb.

## Background

This gene encodes a member of the PDGF (platelet-derived growth factor)/VEGF (vascular endothelial growth factor) family. The VEGF family members regulate the formation of blood vessels and are involved in endothelial cell physiology. This member is a ligand for VEGFR-1 (vascular endothelial growth factor receptor 1) and NRP-1 (neuropilin-1). Studies in mice showed that this gene was co-expressed with nuclear-encoded mitochondrial genes and the encoded protein specifically controlled endothelial uptake of fatty acids. Alternatively spliced transcript variants encoding distinct isoforms have been identified.

Note: This product is for in vitro research use only