

NOX4 Antibody

Catalog No: #32663

Package Size: #32663-1 50ul #32663-2 100ul

Orders: order@signalwayantibody.comSupport: tech@signalwayantibody.com


Description

Product Name	NOX4 Antibody
Host Species	Rabbit
Clonality	Polyclonal
Isotype	IgG
Purification	Affinity purification
Applications	WB,IHC
Species Reactivity	Human,Mouse,Rat
Specificity	The antibody detects endogenous level of total NOX4 protein.
Immunogen Type	Recombinant Protein
Immunogen Description	Recombinant fusion protein of human NOX4 (NP_058627.1).
Target Name	NOX4
Other Names	NOX4;KOX;KOX-1;RENOX
Accession No.	Uniprot:Q9NPH5GeneID:50507
Uniprot	Q9NPH5
GeneID	50507
SDS-PAGE MW	65KDa
Concentration	1.0mg/ml
Formulation	PBS with 0.02% sodium azide,50% glycerol,pH7.3.
Storage	Store at -20°C. Avoid freeze / thaw cycles.

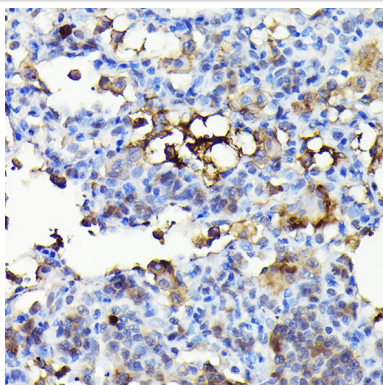
Application Details

WB□1:500 - 1:2000IHC□1:50 - 1:200

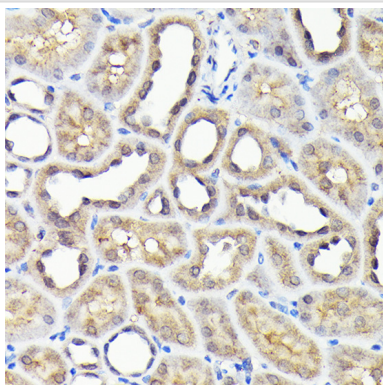
Images



Western blot analysis of extracts of 293T cells, using NOX4 antibody.



Immunohistochemistry of paraffin-embedded rat lung using NOX4 Rabbit pAb.



Immunohistochemistry of paraffin-embedded rat kidney using NOX4 Rabbit pAb.

Background

This gene encodes a member of the NOX-family of enzymes that functions as the catalytic subunit the NADPH oxidase complex. The encoded protein is localized to non-phagocytic cells where it acts as an oxygen sensor and catalyzes the reduction of molecular oxygen to various reactive oxygen species (ROS). The ROS generated by this protein have been implicated in numerous biological functions including signal transduction, cell differentiation and tumor cell growth. A pseudogene has been identified on the other arm of chromosome 11. Alternative splicing results in multiple transcript variants.

Note: This product is for in vitro research use only