

MME Antibody

Catalog No: #32959



Package Size: #32959-1 50ul #32959-2 100ul

Orders: order@signalwayantibody.com
Support: tech@signalwayantibody.com

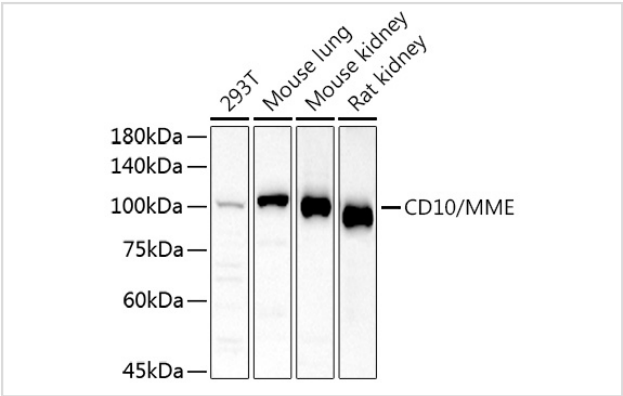
Description

Product Name	MME Antibody
Host Species	Rabbit
Clonality	Polyclonal
Isotype	IgG
Purification	Affinity purification
Applications	WB,IHC
Species Reactivity	Human,Mouse,Rat
Specificity	The antibody detects endogenous level of total MME protein.
Immunogen Type	Recombinant Protein
Immunogen Description	Recombinant fusion protein of human CD10/CD10/MME (NP_009220.2).
Target Name	MME
Other Names	CALLA;CD10;CMT2T;NEP;SCA43;SFE;MME
Accession No.	Uniprot:P08473GeneID:4311
Uniprot	P08473
GeneID	4311
SDS-PAGE MW	100KDa
Concentration	1.0mg/ml
Formulation	PBS with 0.02% sodium azide,50% glycerol,pH7.3.
Storage	Store at -20°C. Avoid freeze / thaw cycles.

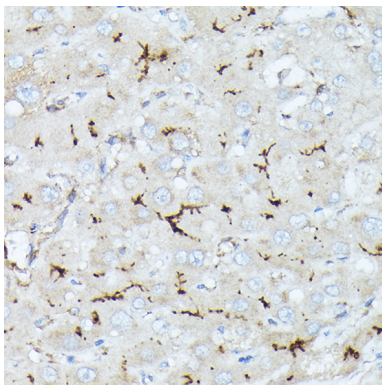
Application Details

WB 1:500 - 1:2000IHC 1:50 - 1:200

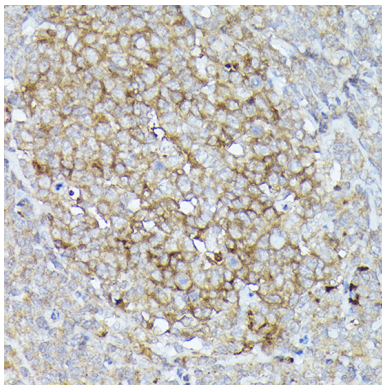
Images



Western blot analysis of extracts of various cell lines, using CD10/MME antibody.



Immunohistochemistry of paraffin-embedded human liver using CD10/MME Rabbit pAb.



Immunohistochemistry of paraffin-embedded human tonsil using CD10/MME Rabbit pAb.

Background

This gene encodes a common acute lymphocytic leukemia antigen that is an important cell surface marker in the diagnosis of human acute lymphocytic leukemia (ALL). This protein is present on leukemic cells of pre-B phenotype, which represent 85% of cases of ALL. This protein is not restricted to leukemic cells, however, and is found on a variety of normal tissues. It is a glycoprotein that is particularly abundant in kidney, where it is present on the brush border of proximal tubules and on glomerular epithelium. The protein is a neutral endopeptidase that cleaves peptides at the amino side of hydrophobic residues and inactivates several peptide hormones including glucagon, enkephalins, substance P, neurotensin, oxytocin, and bradykinin. This gene, which encodes a 100-kD type II transmembrane glycoprotein, exists in a single copy of greater than 45 kb. The 5' untranslated region of this gene is alternatively spliced, resulting in four separate mRNA transcripts. The coding region is not affected by alternative splicing.

Note: This product is for in vitro research use only