

NFKBIB Antibody

Catalog No: #33039

Package Size: #33039-1 50ul #33039-2 100ul

Orders: order@signalwayantibody.comSupport: tech@signalwayantibody.com

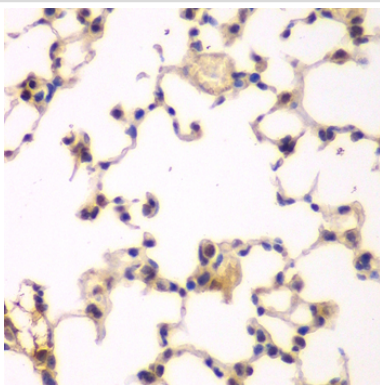
Description

Product Name	NFKBIB Antibody
Host Species	Rabbit
Clonality	Polyclonal
Isotype	IgG
Purification	Affinity purification
Applications	WB,IHC
Species Reactivity	Human,Mouse,Rat
Specificity	The antibody detects endogenous level of total NFKBIB protein.
Immunogen Type	Recombinant Protein
Immunogen Description	Recombinant fusion protein of human NFKBIB (NP_002494.2).
Target Name	NFKBIB
Other Names	NFKBIB;IKBB;TRIP9
Accession No.	Uniprot:Q15653GeneID:4793
Uniprot	Q15653
GeneID	4793
SDS-PAGE MW	40-50kDa
Concentration	1.0mg/ml
Formulation	PBS with 0.02% sodium azide,50% glycerol,pH7.3.
Storage	Store at -20°C. Avoid freeze / thaw cycles.

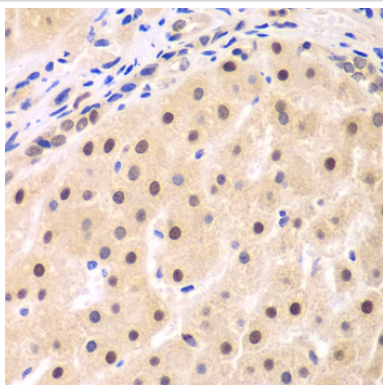
Application Details

WB□1:500 - 1:2000IHC□1:50 - 1:200

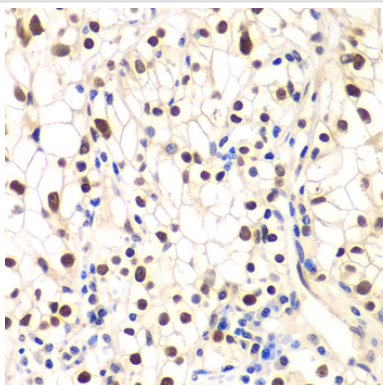
Images



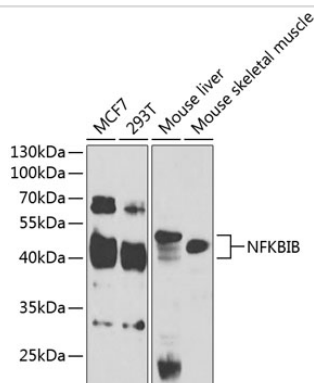
Immunohistochemistry of paraffin-embedded rat lung using NFKBIB antibody.



Immunohistochemistry of paraffin-embedded human liver cancer using NFKB1B antibody.



Immunohistochemistry of paraffin-embedded human kidney cancer using NFKB1B antibody.



Western blot analysis of extracts of various cell lines, using NFKB1B antibody.

Background

The protein encoded by this gene belongs to the NF-kappa-B inhibitor family, which inhibit NF-kappa-B by complexing with, and trapping it in the cytoplasm. Phosphorylation of serine residues on these proteins by kinases marks them for destruction via the ubiquitination pathway, thereby allowing activation of the NF-kappa-B, which translocates to the nucleus to function as a transcription factor. Alternatively spliced transcript variants have been found for this gene.

Note: This product is for in vitro research use only