

FASTKD1 antibody

Catalog No: #22013

Orders: order@signalwayantibody.comSupport: tech@signalwayantibody.com

Description

Product Name	FASTKD1 antibody
Host Species	Rabbit
Clonality	Polyclonal
Purification	Purified by antigen-affinity chromatography.
Applications	WB IF
Species Reactivity	Hu
Immunogen Type	Recombinant protein
Immunogen Description	Recombinant protein fragment contain a sequence corresponding to a region within amino acids 289 and 660 of FASTKD1
Target Name	FASTKD1
Accession No.	Swiss-Prot:Q53R41Gene ID:79675
Uniprot	Q53R41
GeneID	79675;
Concentration	0.8mg/ml
Formulation	Supplied in 0.1M Tris-buffered saline with 10% Glycerol (pH7.0). 0.01% Thimerosal was added as a preservative.
Storage	Store at -20°C for long term preservation (recommended). Store at 4°C for short term use.

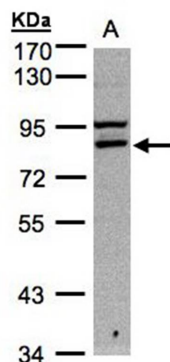
Application Details

Predicted MW: 77kd

Western blotting: 1:500-1:3000

Immunofluorescence: 1:100-1:200

Images

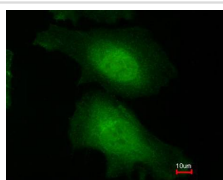


Sample

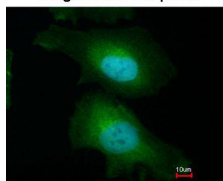
A: 30ug of Hep G2 whole cell lysate

7.5% SDS PAGE

Primary antibody diluted at 1: 1000



Merged with DNA probe



Immunofluorescence analysis of paraformaldehyde-fixed HeLa, using FASTKD1 antibody at 1: 200 dilution.

Note: This product is for in vitro research use only