

# NHP2-like protein 1 antibody

Catalog No: #22023



Orders: [order@signalwayantibody.com](mailto:order@signalwayantibody.com)  
Support: [tech@signalwayantibody.com](mailto:tech@signalwayantibody.com)

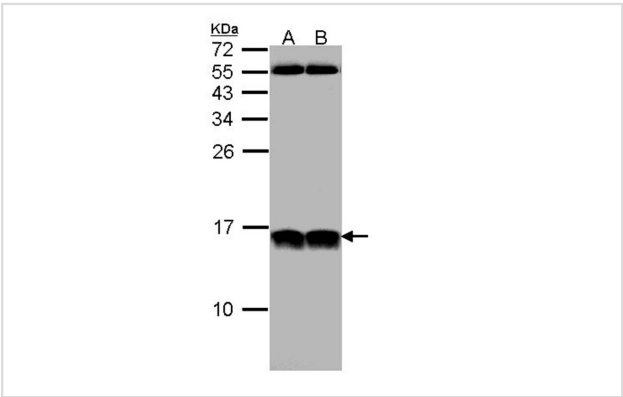
## Description

Product Name	NHP2-like protein 1 antibody
Host Species	Rabbit
Clonality	Polyclonal
Purification	Purified by antigen-affinity chromatography.
Applications	WB IHC IF
Species Reactivity	Hu
Immunogen Type	Recombinant protein
Immunogen Description	Recombinant protein fragment contain a sequence corresponding to a region within amino acids 1 and 98 of NHP2-like protein 1
Target Name	NHP2-like protein 1
Accession No.	Swiss-Prot:P55769Gene ID:4809
Uniprot	P55769
GeneID	4809;
Concentration	1mg/ml
Formulation	Supplied in 0.1M Tris-buffered saline with 10% Glycerol (pH7.0). 0.01% Thimerosal was added as a preservative.
Storage	Store at -20°C for long term preservation (recommended). Store at 4°C for short term use.

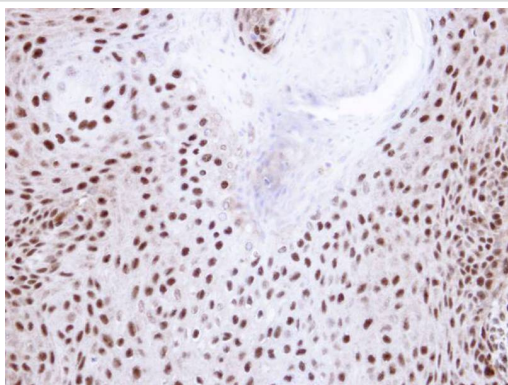
## Application Details

Predicted MW: 14kd
Western blotting: 1:500-1:3000
Immunohistochemistry: 1:100-1:250
Immunofluorescence: 1:100-1:200

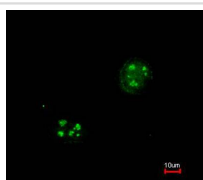
## Images



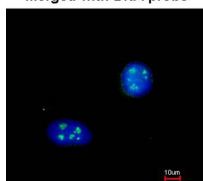
Sample (30 ug of whole cell lysate)  
A: HeLa  
B: Hep G2  
12% SDS PAGE  
Primary antibody diluted at 1: 1000



Immunohistochemical analysis of paraffin-embedded Cal27 xenograft, using NHP2-like protein 1 antibody at 1: 100 dilution.



Merged with DNA probe



Immunofluorescence analysis of paraformaldehyde-fixed HeLa, using NHP2-like protein 1 antibody at 1: 200 dilution.

## Background

Originally named because of its sequence similarity to the *Saccharomyces cerevisiae* NHP2 (non-histone protein 2), this protein appears to be a highly conserved nuclear protein that is a component of the [U4/U6.U5] tri-snRNP. It binds to the 5' stem-loop of U4 snRNA. Two transcript variants encoding the same protein have been found for this gene. [provided by RefSeq]

Note: This product is for in vitro research use only