

HIF-2 alpha Rabbit mAb

Catalog No: #49814

Package Size: #49814-1 50ul #49814-2 100ul

Orders: order@signalwayantibody.comSupport: tech@signalwayantibody.com

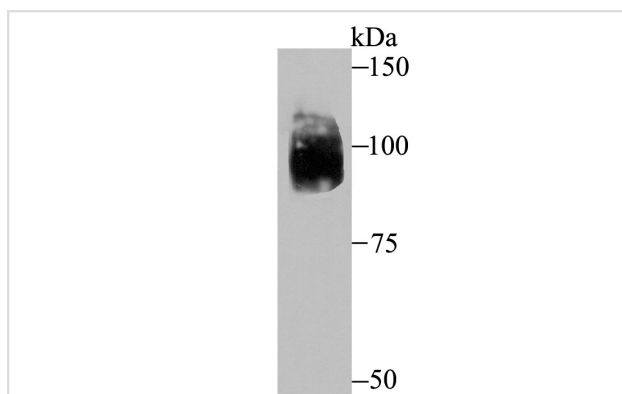
Description

Product Name	HIF-2 alpha Rabbit mAb
Host Species	Recombinant Rabbit
Clonality	Monoclonal
Clone No.	JB24-42
Purification	ProA affinity purified
Applications	WB,IHC,FC
Species Reactivity	Hu, Ms, Rt
Immunogen Description	Recombinant protein
Conjugates	Unconjugated
Other Names	Basic helix loop helix PAS protein MOP2 antibody Basic-helix-loop-helix-PAS protein MOP2 antibody bHLHe73 antibody Class E basic helix-loop-helix protein 73 antibody ECYT4 antibody Endothelial PAS domain containing protein 1 antibody Endothelial pas domain protein 1 antibody Endothelial PAS domain-containing protein 1 antibody EPAS 1 antibody EPAS-1 antibody EPAS1 antibody EPAS1_HUMAN antibody HIF 1 alpha like factor antibody HIF 2 alpha antibody HIF-1-alpha-like factor antibody HIF-2-alpha antibody HIF2-alpha antibody HIF2A antibody HLF antibody Hypoxia inducible factor 2 alpha antibody Hypoxia inducible factor 2 alpha subunit antibody Hypoxia-inducible factor 2-alpha antibody Member of PAS protein 2 antibody Member of pas superfamily 2 antibody MOP 2 antibody MOP2 antibody PAS domain-containing protein 2 antibody PASD2 antibody
Accession No.	Swiss-Prot#:Q99814
Calculated MW	96 kDa
Formulation	1*TBS (pH7.4), 1%BSA, 40%Glycerol. Preservative: 0.05% Sodium Azide.
Storage	Store at -20°C

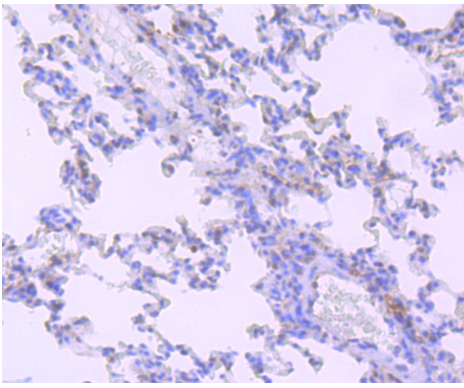
Application Details

WB: 1:500-1:2,000 IHC: 1:50-1:200 FC: 1:50-1:100

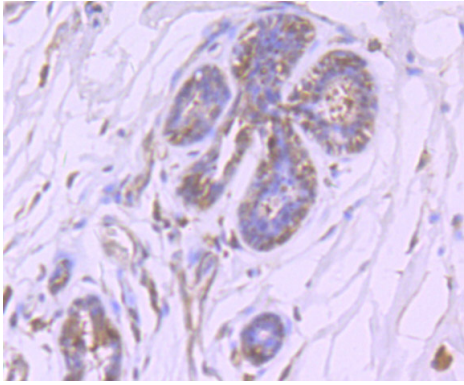
Images



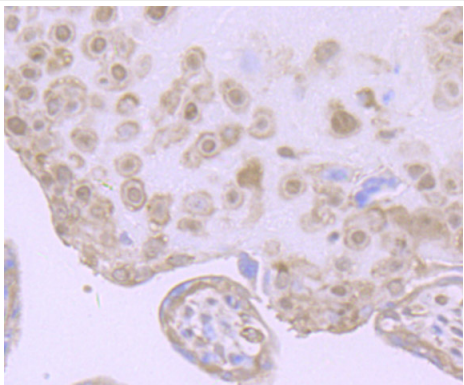
Western blot analysis of HIF-2 alpha on SiHa cell lysate using anti-HIF-2 alpha antibody at 1/500 dilution.



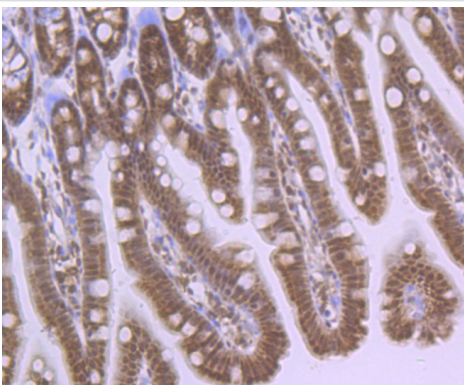
Immunohistochemical analysis of paraffin-embedded rat lung tissue using anti-HIF-2 alpha antibody. Counter stained with hematoxylin.



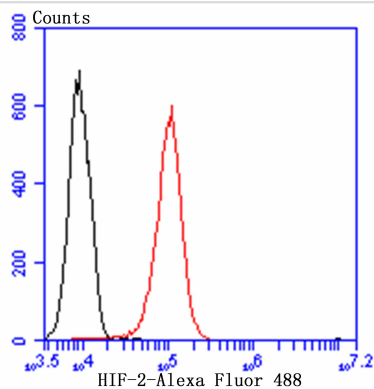
Immunohistochemical analysis of paraffin-embedded human breast cancer tissue using anti-HIF-2 alpha antibody. Counter stained with hematoxylin.



Immunohistochemical analysis of paraffin-embedded human placenta tissue using anti-HIF-2 alpha antibody. Counter stained with hematoxylin.



Immunohistochemical analysis of paraffin-embedded mouse colon tissue using anti-HIF-2 alpha antibody. Counter stained with hematoxylin.



Flow cytometric analysis of HUVEC cells with HIF-2 antibody at 1/100 dilution (red) compared with an unlabelled control (cells without incubation with primary antibody; black). Alexa Fluor 488-conjugated goat anti rabbit IgG was used as the secondary antibody.

Background

Cell growth and viability is compromised by oxygen deprivation (hypoxia). Hypoxia-inducible factors, including HIF-1 α , HIF-1 β (also designated Arnt 1), EPAS-1 (also designated HIF-2 α) and HIF-3 α , induce glycolysis, erythropoiesis and angiogenesis in order to restore oxygen homeostasis. Hypoxia-inducible factors are members of the Per-Arnt-Sim (PAS) domain transcription factor family. In response to hypoxia, HIF-1 α is upregulated and forms a heterodimer with Arnt 1 to form the HIF-1 complex. The HIF-1 complex recognizes and binds to the hypoxia responsive element (HRE) of hypoxia-inducible genes, thereby activating transcription. Hypoxia-inducible expression of some genes such as Glut-1, p53, p21 or Bcl-2, is HIF-1 α dependent, whereas expression of others, such as p27, GADD 153 or HO-1, is HIF-1 α independent. EPAS-1 and HIF-3 α have also been shown to form heterodimeric complexes with Arnt 1 in response to hypoxia.

References

Published Papers

el at., Obstructive Sleep Apnea Affects Lacrimal Gland Function. In Invest Ophthalmol Vis Sci on 2022 Mar 2 by Shaopan Wang, Xin He,et al..PMID:35238868, , (2022)

[PMID:35238868](#)

el at., Roxadustat ameliorates experimental colitis in mice by regulating macrophage polarization through increasing HIF levelInBiochim Biophys Acta Gen SubjOn2023 Dec 27byGuiping Kong?1,?Hu Hua et al..PMID: 38158022, , (2023)

[PMID:38158022](#)

el at., Roxadustat ameliorates experimental colitis in mice by regulating macrophage polarization through increasing HIF level. In Biochim Biophys Acta Gen Subj on 2024 Mar by Guiping Kong, Hu Hua,et al..PMID:38158022, , (2024)

[PMID:38158022](#)

Note: This product is for in vitro research use only and is not intended for use in humans or animals.